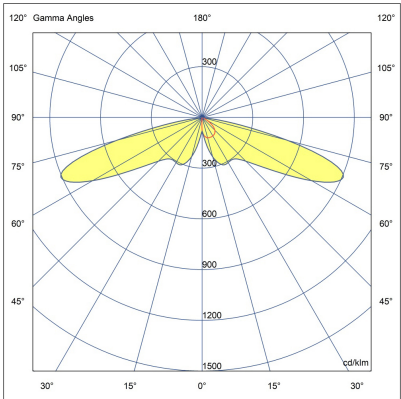
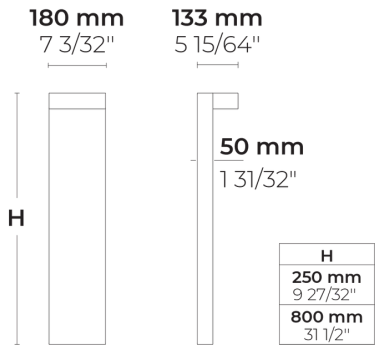


DRAGO Side



LB6048.585-EN-SLSB-350-740



[SLSB]

Special linear, Side
throw

Configuration

Light distribution	[SLSB] 145x45°
Delivered lumens flux	525 lm
Rated input power	5 W
Color temperature	4000 K CRI 70
Luminaire efficacy	105 lm/W
Lamp	2 LED
Color Deviation	3 SDCM
BUG rating	B0-U0-G0
Lifetime L90 (hour)	>42,000
Lifetime L80 (hour)	>42,000

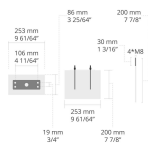
Options

Technical information

Mounting	Surface mountable
Housing	Corrosion resistant, extruded, marine grade aluminum housing
Finishing	Chromate conversion pretreatment followed by electrostatic powder coating
Fasteners	Stainless steel (AISI 304 / EN 1.4301 grade)
Gasket	Liquid silicone
Lens / Reflector	High reflectance aluminium coating, multifaceted micro reflector
Glass / Diffusor	Tempered safety glass
Impact protection	IK08
Ingress protection	IP65
Input voltage	220-240V 50/60Hz
Insulation class	Class I
Weight	3.53 kg (0.25 m), 4.5 kg (0.8 m)
LED module	High power LEDs on metal-core PCB
Driver	Internal LED driver
Driver surge protection	1/1 kV
Power factor	> 0.90
Through wiring	Single power cord entry
Operating temperature	-40...50°C
Power cord	20" of outdoor use rated flexible power cord
Packing box dimensions	15*20*30 cm (0.25 m), 15*20*85 cm (0.8 m)








Accessories (To be ordered separately)

Anchor bolts



628I000
628I000

Project name				Type		Quantity	
Date		Note					
LB6048.585-EN-SLSB-350-740-__-__-__-__							

Light distribution	Rated input power	Color temperature	Control	Product colors
[SLSB] Special linear, Side throw - 145x45°	[350] 5 W	[740] 4000 K CRI 70	[ONOFF] On/Off	[HM1] Black 
	[700] 10 W	[822] 2200 K CRI 80 [827] 2700 K CRI 80 [830] 3000 K CRI 80 [840] 4000 K CRI 80	[DALI] DALI	[HM2] Dark gray  [HM3] Anthracite gray  [HM4] Light gray  [HM5] White  [HM6] Bronze  [CC]  Custom color (Please specify RAL code)
Height	Extras	Accessories (<i>To be ordered separately</i>)		
[H0.25] 0.8' [H0.80] 2.6' [HC]	Consult the factory	Anchor bolts		
	[EK] Emergency kit	[628I000] 628I000		
	[MS] Motion sensor			
	[UNI] 120-277V 50/60Hz			
	Luminaire body options			
	[DPC] Double powder coating			