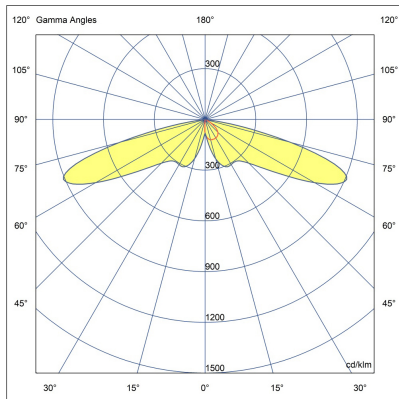
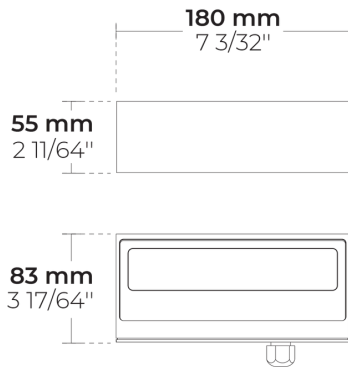


LW6048.585-EN-SLSW-700-822-ONOFF-EN-C1



[SLSW]

Special linear, Side  
throw

## Variant

Light distribution	[SLSW] 154x55°
Delivered lumens flux	803 lm
Rated input power	10 W
Colour temperature	2200 K CRI 80
Luminaire efficacy	80 lm/W
Lamp	2 LED
BUG rating	B1-U0-G1
Lifetime L90B50 (hour)	>42,000
Lifetime L80B50 (hour)	>42,000

## Options

Control	ONOFF
---------	-------

## Technical information

Mounting	Surface or wall mountable
Housing	Corrosion resistant, marine grade aluminum housing
Finishing	Chromate conversion pretreatment followed by electrostatic powder coating
Fasteners	Stainless steel (AISI 304 / EN 1.4301 grade)
Gasket	Silicone
Lens / Reflector	High reflectance aluminium coating, multifaceted micro reflector
Glass / Diffuser	Tempered safety glass
Impact protection	IK08
Ingress protection	IP65
Input voltage	220-240V 50/60Hz
Insulation class	Class I
Weight	1.1 kg
LED module	High power LEDs on metal-core PCB
Driver	Internal LED driver
Driver surge protection	1/1 kV
Power factor	> 0.90
Through wiring	Single cable entry
Operating temperature	-40...50°C
Cable	0.2 m of flexible cable
Packing box dimensions	11*20*7 cm

## Accessories (To be ordered separately)

---








### Mounting accessories



**DALI driver within  
an IP67 box for  
DOGO**

007502840

Project name		Type		Quantity	
Date		Note			
LW6048.585-EN-SLSW-700-822-ONOFF-EN-C1-__-__-__					

Light distribution	Rated input power	Colour temperature	Control	Product colours	
<b>[SLSW]</b> Special linear, Side throw - 154x55°	<b>[700]</b> 10 W	<b>[822]</b> 2200 K CRI 80	<b>[ONOFF]</b> On/Off	<b>[HM1]</b> Black	
	<b>[350]</b> 5 W	<b>[827]</b> 2700 K CRI 80		<b>[HM2]</b> Dark grey	
		<b>[830]</b> 3000 K CRI 80		<b>[HM3]</b> Anthracite grey	
		<b>[740]</b> 4000 K CRI 70		<b>[HM4]</b> Light grey	
		<b>[840]</b> 4000 K CRI 80		<b>[HM5]</b> White	
		<b>[HM6]</b> Bronze			
		<b>[CC]</b> Custom colour (Please specify RAL code)			
<b>Extras</b>	<b>Accessories (<i>To be ordered separately</i>)</b>				
<b>Mounting options</b>	<b>Mounting accessories</b>				
<b>[ESMA]</b> Extra surface mounting adaptor for a flat wall	<b>[007502840]</b> DALI driver within an IP67 box for DOGO				
<b>Consult the factory</b>					
<b>[UNI]</b> 120-277V 50/60Hz					
<b>Luminaire body options</b>					
<b>[DPC]</b> Double powder coating					