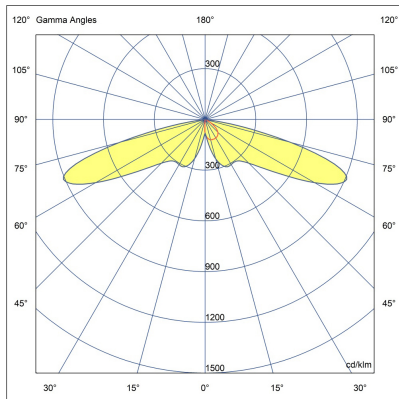
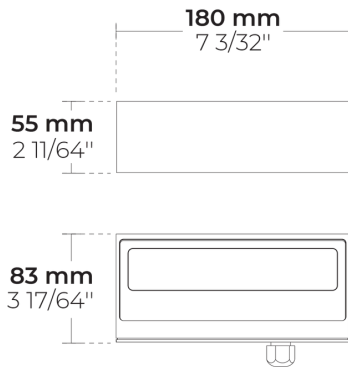


LW6048.585-EN-SLSW-700-822-ONOFF-EN-C1



[SLSW]

Special linear, Side
throw

Variant

Light distribution	[SLSW] 154x55°
Delivered lumens flux	803 lm
Rated input power	10 W
Colour temperature	2200 K CRI 80
Luminaire efficacy	80 lm/W
Lamp	2 LED
BUG rating	B1-U0-G1
Lifetime L90B50 (hour)	>42,000
Lifetime L80B50 (hour)	>42,000

Options

Technical information

Mounting	Surface or wall mountable
Housing	Corrosion resistant, marine grade aluminum housing
Finishing	Chromate conversion pretreatment followed by electrostatic powder coating
Fasteners	Stainless steel (AISI 304 / EN 1.4301 grade)
Gasket	Silicone
Lens / Reflector	High reflectance aluminium coating, multifaceted micro reflector
Glass / Diffusor	Tempered safety glass
Impact protection	IK08
Ingress protection	IP65
Input voltage	220-240V 50/60Hz
Insulation class	Class I
Weight	1.1 kg
LED module	High power LEDs on metal-core PCB
Driver	Internal LED driver
Driver surge protection	1/1 kV
Power factor	> 0.90
Through wiring	Single cable entry
Operating temperature	-40...50°C
Cable	0.2 m of flexible cable
Packing box dimensions	11*20*7 cm

Accessories (To be ordered separately)








Mounting accessories



**DALI driver within
an IP67 box for
DOGO**

007502840

Project name		Type		Quantity	
Date		Note			
LW6048.585-EN-SLSW-700-822-ONOFF-EN-C1-__-__-__					

Light distribution	Rated input power	Colour temperature	Control	Product colours											
[SLSW] Special linear, Side throw - 154x55°	[700] 10 W	[822] 2200 K CRI 80	[ONOFF] On/Off	[HM1] Black											
	[350] 5 W	[827] 2700 K CRI 80		[HM2] Dark grey											
		[830] 3000 K CRI 80		[HM3] Anthracite grey											
		[740] 4000 K CRI 70		[HM4] Light grey											
		[840] 4000 K CRI 80		[HM5] White											
				[HM6] Bronze											
				[CC] Custom colour (Please specify RAL code)											
Extras	Accessories (<i>To be ordered separately</i>)														
Mounting options						Mounting accessories									
[ESMA] Extra surface mounting adaptor for a flat wall											[007502840] DALI driver within an IP67 box for DOGO				
Consult the factory															
[UNI] 120-277V 50/60Hz															
Luminaire body options															
[DPC] Double powder coating															