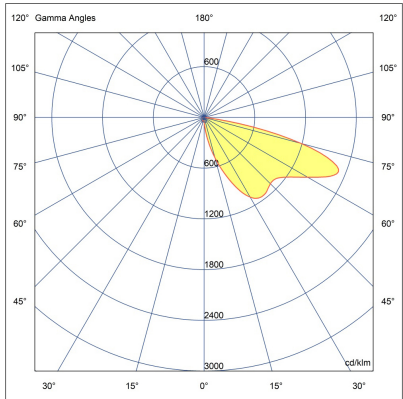
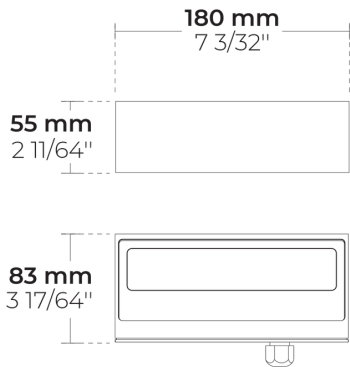


DOGO Forward



LW6048.575-US-SLFW-700-822-ONOFF



[SLFW]
Special linear,
Forward throw

Configuration

Light distribution	[SLFW] 111x53°
Delivered lumens flux	1549 lm
Rated input power	20 W
Color temperature	2200 K CRI 80
Luminaire efficacy	77 lm/W
Lamp	4 LED
BUG rating	B0-U0-G1
Lifetime L90 (hour)	>42,000
Lifetime L80 (hour)	>42,000

Options

Technical information

Mounting	Surface or wall mountable
Housing	Corrosion resistant, marine grade aluminum housing
Finishing	Chromate conversion pretreatment followed by electrostatic powder coating
Fasteners	Stainless steel (AISI 304 / EN 1.4301 grade)
Gasket	Silicone
Lens / Reflector	High reflectance aluminium coating, multifaceted micro reflector
Glass / Diffusor	Tempered safety glass
Impact protection	IK08
Ingress protection	IP65
Input voltage	120-277V 50/60Hz
Insulation class	Class I
Weight	2.5 lbs
LED module	High power LEDs on metal-core PCB
Driver	Internal LED driver
Driver surge protection	3/3 kV
Power factor	> 0.90
Through wiring	Single power cord entry
Operating temperature	-40...50°C
Power cord	8" of flexible power cord
Packing box dimensions	4 21/64" * 7 7/8" * 2 3/4"

Accessories (To be ordered separately)

Mounting accessories










**DALI driver within
an IP67 box for
DOGO**

007502840

Project name				Type		Quantity	
Date		Note					

LW6048.575-US-SLFW-700-822-ONOFF-__-__-__

Light distribution	Rated input power	Color temperature	Control	Product colors
[SLFW] Special linear, Forward throw - 111x53°	[700] 20 W	[822] 2200 K CRI 80	[ONOFF] On/Off	[HM1] Black 
	[350] 10 W	[827] 2700 K CRI 80		[HM2] Dark gray 
		[830] 3000 K CRI 80		[HM3] Anthracite gray 
		[740] 4000 K CRI 70		[HM4] Light gray 
		[840] 4000 K CRI 80		[HM5] White 
				[HM6] Bronze 
				[CC]  Custom color (Please specify RAL code)
Extras	Accessories (<i>To be ordered separately</i>)			
Mounting options	Mounting accessories			
[ESMA] Extra surface mounting adaptor for a flat wall				
Luminaire body options				
[DPC] Double powder coating				