

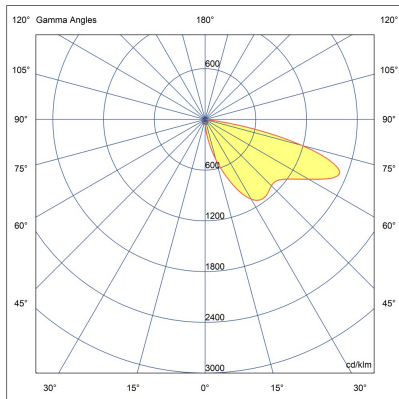
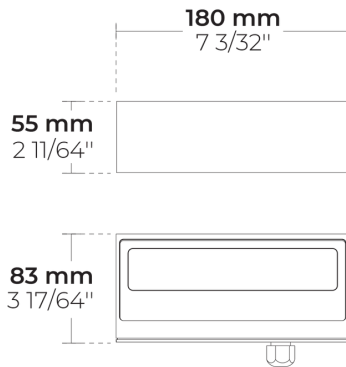
DOGO Forward



IK08 IP65



LW6048.575-US-SLFW-700-822-ONOFF-UNI-C1



[SLFW]

Special linear,
Forward throw

Variant

Light distribution	[SLFW] 111x53°
Delivered lumens flux	1549 lm
Rated input power	20 W
Colour temperature	2200 K CRI 80
Luminaire efficacy	77 lm/W
Lamp	4 LED
BUG rating	B0-U0-G1
Lifetime L90B50 (hour)	>42,000
Lifetime L80B50 (hour)	>42,000

Options

Technical information

Mounting	Surface or wall mountable
Housing	Corrosion resistant, marine grade aluminum housing
Finishing	Chromate conversion pretreatment followed by electrostatic powder coating
Fasteners	Stainless steel (AISI 304 / EN 1.4301 grade)
Gasket	Silicone
Lens / Reflector	High reflectance aluminium coating, multifaceted micro reflector
Glass / Diffusor	Tempered safety glass
Impact protection	IK08
Ingress protection	IP65
Input voltage	120-277V 50/60Hz
Insulation class	Class I
Weight	2.5 lbs
LED module	High power LEDs on metal-core PCB
Driver	Internal LED driver
Driver surge protection	3/3 kV
Power factor	> 0.90
Through wiring	Single cable entry
Operating temperature	-40...50°C
Cable	0.2 m of flexible cable
Packing box dimensions	4 21/64" * 7 7/8" * 2 3/4"

HPR Pazarlama A.Ş.
Başkent OSB 22. Cd. No: 2, Malıköy, Temelli,
Sincan, 06909 Ankara, Turkey
+90 312 267 54 30
info@hepergroup.com

HEPER Europe GmbH
Ahornweg 5a, 58675
Hemer, Germany
+49 237 2901 2975
infoEU@hepergroup.com

We reserve the right to change specifications without prior written notice. Edition: 20.05.2024.
For current version visit heperlighting.com. All flux (±%7 tolerance) and power values (±%10 tolerance) are derived following appropriate IES, CIE, and applicable standards.

Accessories (To be ordered separately)








Mounting accessories



**DALI driver within
an IP67 box for
DOGO**

007502840

Project name		Type		Quantity	
Date		Note			
LW6048.575-US-SLFW-700-822-ONOFF-UNI-C1-__-__-__					

Light distribution	Rated input power	Colour temperature	Control	Product colours	
[SLFW] Special linear, Forward throw - 111x53°	[700] 20 W	[822] 2200 K CRI 80	[ONOFF] On/Off	[HM1] Black	
	[350] 10 W	[827] 2700 K CRI 80		[HM2] Dark grey	
		[830] 3000 K CRI 80		[HM3] Anthracite grey	
		[740] 4000 K CRI 70		[HM4] Light grey	
		[840] 4000 K CRI 80		[HM5] White	
				[HM6] Bronze	
				[CC] Custom colour (Please specify RAL code)	
Extras	Accessories (<i>To be ordered separately</i>)				
Mounting options	Mounting accessories				
[ESMA] Extra surface mounting adaptor for a flat wall	[007502840] DALI driver within an IP67 box for DOGO				
Luminaire body options					
[DPC] Double powder coating					