
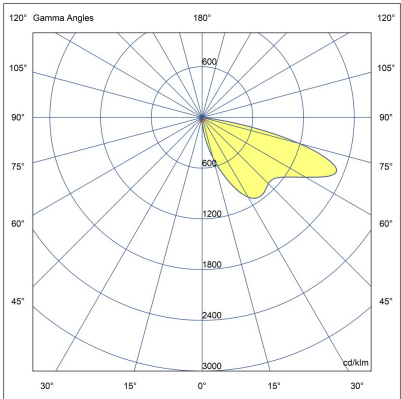
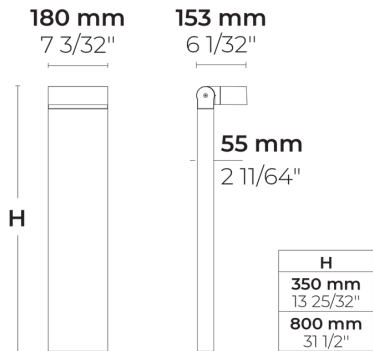


# DRAGO Ex Forward



LB7035.575-EN-SLFB-700-822



[SLFB]

Special linear,  
Forward throw

## Configuration

Light distribution	[SLFB] 65x70°
Delivered lumens flux	1442 lm
Rated input power	20 W
Color temperature	2200 K CRI 80
Luminaire efficacy	72 lm/W
Lamp	4 LED
Color Deviation	3 SDCM
BUG rating	B1-U0-G1
Lifetime L90 (hour)	>42,000
Lifetime L80 (hour)	>42,000

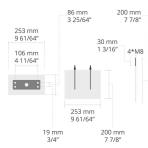
## Options

## Technical information

Mounting	Surface mountable
Tilt angle	+135°/0°
Housing	Corrosion resistant, extruded, marine grade aluminum housing
Finishing	Chromate conversion pretreatment followed by electrostatic powder coating
Fasteners	Stainless steel (AISI 304 / EN 1.4301 grade)
Gasket	Liquid silicone
Lens / Reflector	High reflectance aluminium coating, multifaceted micro reflector
Glass / Diffusor	Tempered safety glass
Impact protection	IK08
Ingress protection	IP65
Input voltage	220-240V 50/60Hz
Insulation class	Class I
Weight	4.50 kg (0.35 m), 6.0 kg (0.8 m)
LED module	High power LEDs on metal-core PCB
Driver	Internal LED driver
Driver surge protection	1/1 kV
Power factor	> 0.90
Through wiring	Single power cord entry
Operating temperature	-40...50°C
Power cord	20" of outdoor use rated flexible power cord
Notes	QUICK SHIP: Some variants will be delivered faster. Please consult the factory.

# Accessories (To be ordered separately)








## Anchor bolts



628I000

628I000

Project name					Type		Quantity	
Date		Note						
LB7035.575-EN-SLFB-700-822-__-__-__-__								

Light distribution	Rated input power	Color temperature	Control	Product colors
[SLFB] Special linear, Forward throw - 65x70°	[700] 20 W	[822] 2200 K CRI 80	[ONOFF] On/Off	[HM1] Black 
	[350] 10 W	[827] 2700 K CRI 80  [830] 3000 K CRI 80  [740] 4000 K CRI 70  [840] 4000 K CRI 80	[DALI] DALI	[HM2] Dark gray   [HM3] Anthracite gray   [HM4] Light gray   [HM5] White   [HM6] Bronze   [CC]  Custom color (Please specify RAL code)
Height	Extras	Accessories ( <i>To be ordered separately</i> )		
[H0.80] 2.6'  [HC]	Consult the factory	Anchor bolts		
	[EK] Emergency kit	[628I000] 628I000		
	[MS] Motion sensor			
	[UNI] 120-277V 50/60Hz			
	Luminaire body options			
	[DPC] Double powder coating			