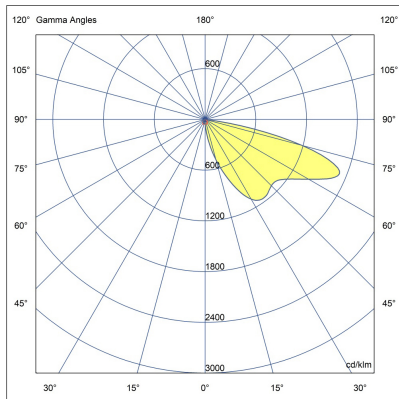
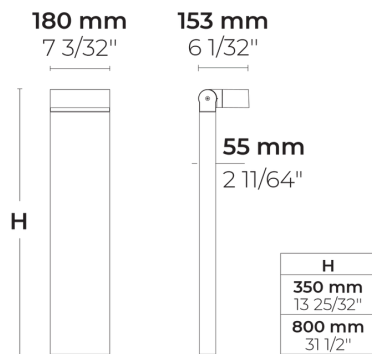


DRAGO Ex Forward

CE UK CA IK08 IP65



LB7035.575-EN-SLFB-700-822-EN-C1



[SLFB]

Special linear,
Forward throw

Variant

Light distribution	[SLFB] 65x70°
Delivered lumens flux	1442 lm
Rated input power	20 W
Colour temperature	2200 K CRI 80
Luminaire efficacy	72 lm/W
Lamp	4 LED
MacAdam Ellipse	3 SDCM
BUG rating	B1-U0-G1
Lifetime L90B50 (hour)	>42,000
Lifetime L80B50 (hour)	>42,000

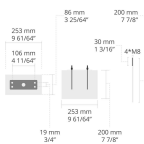
Options

Technical information

Mounting	Surface mountable
Tilt angle	+135°/0°
Housing	Corrosion resistant, extruded, marine grade aluminum housing
Finishing	Chromate conversion pretreatment followed by electrostatic powder coating
Fasteners	Stainless steel (AISI 304 / EN 1.4301 grade)
Gasket	Liquid silicone
Lens / Reflector	High reflectance aluminium coating, multifaceted micro reflector
Glass / Diffusor	Tempered safety glass
Impact protection	IK08
Ingress protection	IP65
Input voltage	220-240V 50/60Hz
Insulation class	Class I
Weight	4.50 kg (0.35 m), 6.0 kg (0.8 m)
LED module	High power LEDs on metal-core PCB
Driver	Internal LED driver
Driver surge protection	1/1 kV
Power factor	> 0.90
Through wiring	Single cable entry
Operating temperature	-40...50°C
Cable	0.5 m of flexible cable
Notes	QUICK SHIP: Some variants will be delivered faster. Please consult the factory.

Accessories (To be ordered separately)








Anchorage



628I000

628I000

Project name		Type		Quantity	
Date		Note			
LB7035.575-EN-SLFB-700-822-__-EN-C1-__-__-__-__					

Light distribution	Rated input power	Colour temperature	Control	Product colours
[SLFB] Special linear, Forward throw - 65x70°	[700] 20 W	[822] 2200 K CRI 80	[ONOFF] On/Off	[HM1] Black 
	[350] 10 W	[827] 2700 K CRI 80	[DALI] DALI	[HM2] Dark grey 
		[830] 3000 K CRI 80		[HM3] Anthracite grey 
		[740] 4000 K CRI 70		[HM4] Light grey 
		[840] 4000 K CRI 80		[HM5] White 
				[HM6] Bronze 
				[CC]  Custom colour (Please specify RAL code)
Height	Extras	Accessories (<i>To be ordered separately</i>)		
[H0.80] 80cm [HC]	Consult the factory	Anchorages		
	[EK] Emergency kit	[628I000] 628I000		
	[MS] Motion sensor			
	[UNI] 120-277V 50/60Hz			
	Luminaire body options			
	[DPC] Double powder coating			