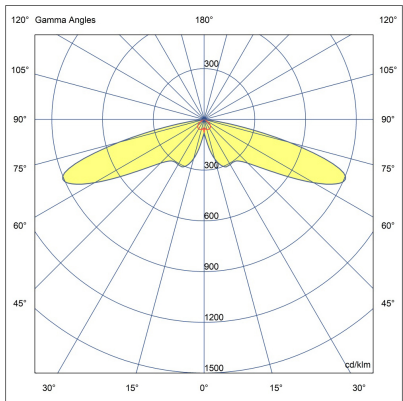
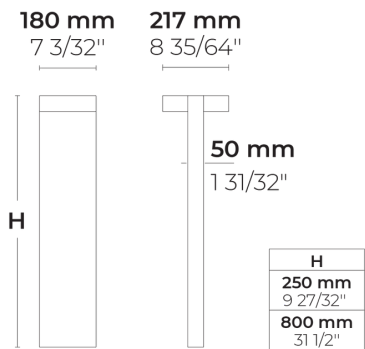


DRAGO Side Duo



LB6068.571-US-SLSB-700-822



[SLSB]

Special linear, Side
throw

Configuration

Light distribution	[SLSB] 145x45°
Delivered lumens flux	1442 lm
Rated input power	20 W
Color temperature	2200 K CRI 80
Luminaire efficacy	72 lm/W
Lamp	4 LED
Color Deviation	3 SDCM
BUG rating	B0-U0-G0
Lifetime L90 (hour)	>42,000
Lifetime L80 (hour)	>42,000

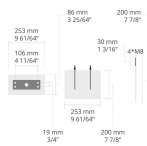
Options

Technical information

Mounting	Surface mountable
Housing	Corrosion resistant, extruded, marine grade aluminum housing
Finishing	Chromate conversion pretreatment followed by electrostatic powder coating
Fasteners	Stainless steel (AISI 304 / EN 1.4301 grade)
Gasket	Liquid silicone
Lens / Reflector	High reflectance aluminium coating, multifaceted micro reflector
Glass / Diffuser	Tempered safety glass
Impact protection	IK08
Ingress protection	IP65
Input voltage	110-120V 50/60Hz
Insulation class	Class I
Weight	15.4 lbs (2.6'), 13.2 lbs (0.8')
LED module	High power LEDs on metal-core PCB
Driver	Internal LED driver
Driver surge protection	1/1 kV
Power factor	> 0.90
Through wiring	Single power cord entry
Operating temperature	-40...50°C
Power cord	20" of outdoor use rated flexible power cord
Notes	3000K CCT or warmer must be selected to be DarkSky International certified.

Accessories (To be ordered separately)








Anchor bolts



628I000

628I000

Project name				Type		Quantity	
Date		Note					
LB6068.571-US-SLSB-700-822-__-__-__-__							

Light distribution	Rated input power	Color temperature	Control	Product colors
[SLSB] Special linear, Side throw - 145x45°	[700] 20 W	[822] 2200 K CRI 80	[ONOFF] On/Off	[HM1] Black 
	[350] 10 W	[827] 2700 K CRI 80	[0-10V] 0-10V	[HM2] Dark gray 
		[830] 3000 K CRI 80		[HM3] Anthracite gray 
		[740] 4000 K CRI 70		[HM4] Light gray 
		[840] 4000 K CRI 80		[HM5] White 
				[HM6] Bronze 
				[CC]  Custom color (Please specify RAL code)
Height	Extras	Accessories (<i>To be ordered separately</i>)		
[H0.25] 0.8' [H0.80] 2.6' [HC]	Consult the factory	Anchor bolts		
	[EK] Emergency kit	[628I000] 628I000		
	[MS] Motion sensor			
	Luminaire body options			
	[DPC] Double powder coating			