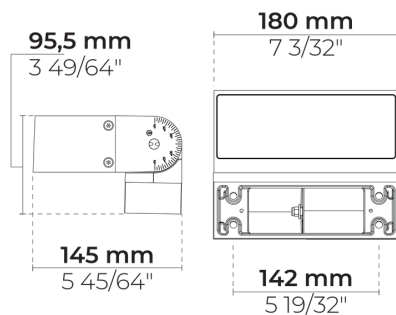


LW7035.585-EN-SLSW-700-740-EN-C1



[SLSW]

Special linear, Side throw

Variant

| | |
|------------------------|----------------|
| Light distribution | [SLSW] 154x55° |
| Delivered lumens flux | 1170 lm |
| Rated input power | 10 W |
| Colour temperature | 4000 K CRI 70 |
| Luminaire efficacy | 117 lm/W |
| Lamp | 2 LED |
| BUG rating | B1-U0-G1 |
| Lifetime L90B50 (hour) | >42,000 |
| Lifetime L80B50 (hour) | >42,000 |

Options

Technical information

| | |
|--------------------------|---|
| Mounting | Surface or wall mountable with angle setting mechanism |
| Tilt angle | +135°/0° |
| Housing | Corrosion resistant, die-cast, marine grade aluminum housing |
| Finishing | Chromate conversion pretreatment followed by electrostatic powder coating |
| Fasteners | Stainless steel (AISI 304 / EN 1.4301 grade) |
| Gasket | Silicone |
| Lens / Reflector | High reflectance aluminium coating, multifaceted micro reflector |
| Glass / Diffusor | Tempered safety glass |
| Impact protection | IK08 |
| Ingress protection | IP65 |
| Input voltage | 220-240V 50/60Hz |
| Insulation class | Class I |
| Wind catching area (EPA) | N/A |
| Weight | 5.1 kg |
| LED module | High power LEDs on metal-core PCB |
| Driver | Internal LED driver |
| Driver surge protection | 1/1 kV |
| Power factor | > 0.90 |
| Through wiring | Single cable entry |
| Operating temperature | -40...50°C |
| Cable | 0.2 m of flexible cable |
| Notes | QUICK SHIP: Some variants will be delivered faster. Please consult the factory. |

Accessories (To be ordered separately)








Mounting accessories



**DALI driver within
an IP67 box for
DOGO**

007502840

| | | | | | |
|--|--|------|--|----------|--|
| Project name | | Type | | Quantity | |
| Date | | Note | | | |
| LW7035.585-EN-SLSW-700-740-__-EN-C1-__-__-__ | | | | | |

| Light distribution | Rated input power | Colour temperature | Control | Product colours |
|--|--|--|-------------------|---|
| [SLSW] Special linear, Side throw - 154x55° | [700] 10 W | [740] 4000 K CRI 70 | [ONOFF] On/Off | [HM1] Black  |
| | [350] 5 W | [822] 2200 K CRI 80 [827] 2700 K CRI 80 [830] 3000 K CRI 80 [840] 4000 K CRI 80 | [DALI] DALI | [HM2] Dark grey  [HM3] Anthracite grey  [HM4] Light grey  [HM5] White  [HM6] Bronze  [CC]  Custom colour (Please specify RAL code) |
| Extras | Accessories (<i>To be ordered separately</i>) | | | |
| Consult the factory | Mounting accessories | | | |
| [EK] Emergency kit | [007502840] DALI driver within an IP67 box for DOGO | | | |
| [MS] Motion sensor | | | | |
| Luminaire body options | | | | |
| [DPC] Double powder coating | | | | |