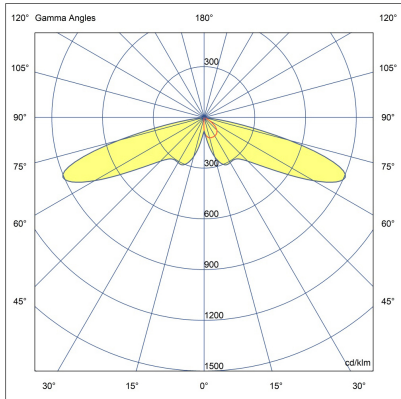
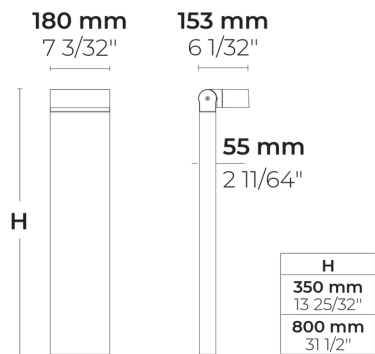


DRAGO Ex Side



LB7035.585-EN-SLSB-700-830



[SLSB]

Special linear, Side throw

Configuration

Light distribution	[SLSB] 145x45°
Delivered lumens flux	924 lm
Rated input power	10 W
Color temperature	3000 K CRI 80
Luminaire efficacy	92 lm/W
Lamp	2 LED
Color Deviation	3 SDCM
BUG rating	B1-U0-G1
Lifetime L90 (hour)	>42,000
Lifetime L80 (hour)	>42,000

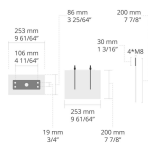
Options

Technical information

Mounting	Surface mountable
Tilt angle	+135°/0°
Housing	Corrosion resistant, extruded, marine grade aluminum housing
Finishing	Chromate conversion pretreatment followed by electrostatic powder coating
Fasteners	Stainless steel (AISI 304 / EN 1.4301 grade)
Gasket	Liquid silicone
Lens / Reflector	High reflectance aluminium coating, multifaceted micro reflector
Glass / Diffusor	Tempered safety glass
Impact protection	IK08
Ingress protection	IP65
Input voltage	220-240V 50/60Hz
Insulation class	Class I
Weight	4.50 kg (0.35 m), 6.0 kg (0.8 m)
LED module	High power LEDs on metal-core PCB
Driver	Internal LED driver
Driver surge protection	1/1 kV
Power factor	> 0.90
Through wiring	Single power cord entry
Operating temperature	-40...50°C
Power cord	20" of outdoor use rated flexible power cord
Notes	QUICK SHIP: Some variants will be delivered faster. Please consult the factory.

Accessories (To be ordered separately)

Anchor bolts



628I000

628I000

Project name					Type		Quantity	
Date			Note					

LB7035.585-EN-SLSB-700-830-__-__-__-__-__

Light distribution	Rated input power	Color temperature	Control	Product colors
[SLSB] Special linear, Side throw - 145x45°	[700] 10 W	[830] 3000 K CRI 80	[ONOFF] On/Off [DALI] DALI	[HM1] Black
	[350] 5 W	[822] 2200 K CRI 80 [827] 2700 K CRI 80 [740] 4000 K CRI 70 [840] 4000 K CRI 80		[HM2] Dark gray [HM3] Anthracite gray [HM4] Light gray [HM5] White [HM6] Bronze [CC] Custom color (Please specify RAL code)
Height	Extras	Accessories (<i>To be ordered separately</i>)		
[H0.80] 2.6' [HC]	Consult the factory	Anchor bolts		
	[EK] Emergency kit	[628I000] 628I000		
	[MS] Motion sensor			
	[UNI] 120-277V 50/60Hz			
	Luminaire body options			
	[DPC] Double powder coating			