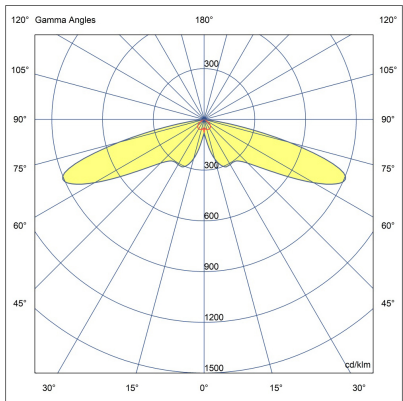
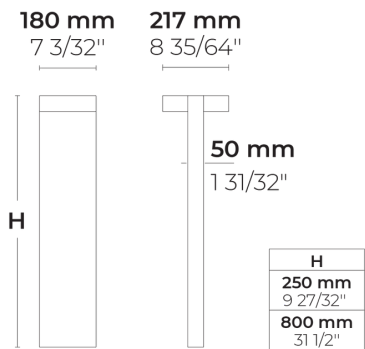


# DRAGO Side Duo



LB6068.571-US-SLSB-700-740



[SLSB]

Special linear, Side  
throw

## Configuration

Light distribution	[SLSB] 145x45°
Delivered lumens flux	2100 lm
Rated input power	20 W
Color temperature	4000 K CRI 70
Luminaire efficacy	105 lm/W
Lamp	4 LED
Color Deviation	3 SDCM
BUG rating	B0-U0-G1
Lifetime L90 (hour)	>42,000
Lifetime L80 (hour)	>42,000

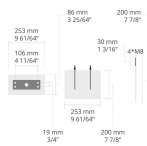
## Options

## Technical information

Mounting	Surface mountable
Housing	Corrosion resistant, extruded, marine grade aluminum housing
Finishing	Chromate conversion pretreatment followed by electrostatic powder coating
Fasteners	Stainless steel (AISI 304 / EN 1.4301 grade)
Gasket	Liquid silicone
Lens / Reflector	High reflectance aluminium coating, multifaceted micro reflector
Glass / Diffuser	Tempered safety glass
Impact protection	IK08
Ingress protection	IP65
Input voltage	110-120V 50/60Hz
Insulation class	Class I
Weight	15.4 lbs (2.6'), 13.2 lbs (0.8')
LED module	High power LEDs on metal-core PCB
Driver	Internal LED driver
Driver surge protection	1/1 kV
Power factor	> 0.90
Through wiring	Single power cord entry
Operating temperature	-40...50°C
Power cord	20" of outdoor use rated flexible power cord
Notes	3000K CCT or warmer must be selected to be DarkSky International certified.

# Accessories (To be ordered separately)








## Anchor bolts



628I000

628I000

Project name				Type		Quantity	
Date		Note					
LB6068.571-US-SLSB-700-740-__-__-__-__							

Light distribution	Rated input power	Color temperature	Control	Product colors
[SLSB] Special linear, Side throw - 145x45°	[700] 20 W	[740] 4000 K CRI 70	[ONOFF] On/Off	[HM1] Black 
	[350] 10 W	[822] 2200 K CRI 80	[0-10V] 0-10V	[HM2] Dark gray 
		[827] 2700 K CRI 80		[HM3] Anthracite gray 
		[830] 3000 K CRI 80		[HM4] Light gray 
		[840] 4000 K CRI 80		[HM5] White 
				[HM6] Bronze 
				[CC]  Custom color (Please specify RAL code)
Height	Extras	Accessories ( <i>To be ordered separately</i> )		
[H0.25] 0.8'  [H0.80] 2.6'  [HC]	Consult the factory	Anchor bolts		
	[EK] Emergency kit	[628I000] 628I000		
	[MS] Motion sensor			
	Luminaire body options			
	[DPC] Double powder coating			