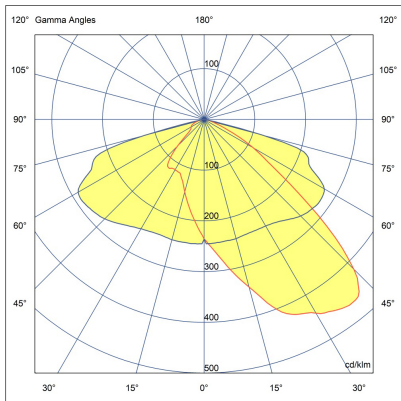
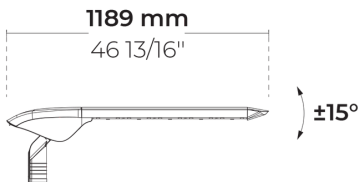


# D-LIGHT AFX 5 Module



LL2023.865-US-T2-2-700-740



[T2]  
Type II

## Configuration

|                       |               |
|-----------------------|---------------|
| Light distribution    | [T2] 149x54°  |
| Delivered lumens flux | 21585 lm      |
| Rated input power     | 172 W         |
| Color temperature     | 4000 K CRI 70 |
| Luminaire efficacy    | 124.5 lm/W    |
| Lamp                  | 80 LED        |
| Color Deviation       | 4 SDCM        |
| BUG rating            | B3-U1-G2      |
| Lifetime L90 (hour)   | >102,000      |
| Lifetime L80 (hour)   | >102,000      |

## Options

## Technical information

|                             |   |
|-----------------------------|---|
| Mounting                    | Direct pole or side bracket mountable. Tenon:<br>Ø2 1/4" x 4"   |
| Tilt angle                  | +15°/-15°   |
| Housing                     | Corrosion resistant, die-cast, marine grade<br>aluminum housing   |
| Finishing                   | Chromate conversion pretreatment followed by<br>electrostatic powder coating  |
| Fasteners                   | Stainless steel (AISI 304 / EN 1.4301 grade)  |
| Gasket                      | EPDM gasket (Shore A 20-25)   |
| Lens / Reflector            | PMMA lens with high optical efficiency  |
| Glass / Diffusor            | Tempered safety glass   |
| Impact protection           | IK08  |
| Ingress protection          | IP66  |
| Input voltage               | 120-277V 50/60Hz  |
| Insulation class            | Class I   |
| Wind catching area<br>(EPA) | 1.13 ft <sup>2</sup>  |
| Weight                      | 19.73 lbs   |
| LED module                  | High power LEDs on metal-core PCB   |
| Driver                      | Internal LED driver   |
| Driver surge<br>protection  | 10/6 kV   |
| Power factor                | > 0.97  |
| Through wiring              | Single power cord entry   |
| Operating<br>temperature    | -40...50°C  |
| Power cord                  | 20" of outdoor use rated flexible power cord  |
| Packing box<br>dimensions   | 48 1/32" x 7 7/8" x 6 19/64"  |
| Pole detail                 | Poles are supplied with flange plate. Flange<br>cover and anchorage can be ordered separately.<br>Embedded base is optional |

Poles (To be ordered separately)

Round tapered aluminum poles with base plate

|  | Product code | Height                     | Diameter / Dimensions | Spigot / End diameter |
|---|--------------|----------------------------|-----------------------|-----------------------|
|   | PAFK.D114    | 10', 13.1', 16.4'          | Ø4 1/2"               | Ø2 3/8", Ø3"          |
|   | PAFK.D122    | 13.1', 16.4', 19.7'        | Ø5"                   | Ø2 3/8", Ø3"          |
|   | PAFK.D148    | 19.7', 23.0', 26.2'        | Ø6"                   | Ø2 3/8", Ø3"          |
|   | PAFK.D165    | 19.7', 23.0', 26.2', 29.5' | Ø6 1/2"               | Ø3 1/2", Ø3"          |
|   | PAFK.D180    | 26.2', 29.5', 32.8'        | Ø7"                   | Ø3 1/2", Ø3"          |
|   | PAFK.D200    | 32.8', 36.1', 39.4'        | Ø7 7/8"               | Ø3 1/2", Ø3"          |




Round tapered aluminum poles (direct burial)

|  | Product code | Height                     | Diameter / Dimensions | Spigot / End diameter |
|---|--------------|----------------------------|-----------------------|-----------------------|
|   | PABK.D114    | 10', 13.1', 16.4'          | Ø4 1/2"               | Ø2 3/8", Ø3"          |
|   | PABK.D122    | 13.1', 16.4', 19.7', 23.0' | Ø5"                   | Ø2 3/8", Ø3"          |
|   | PABK.D148    | 19.7', 23.0', 26.2'        | Ø6"                   | Ø2 3/8", Ø3"          |
|   | PABK.D165    | 19.7', 23.0', 26.2', 29.5' | Ø6 1/2"               | Ø3 1/2", Ø3"          |
|   | PABK.D180    | 26.2', 29.5', 32.8'        | Ø7"                   | Ø3 1/2", Ø3"          |
|   | PABK.D200    | 32.8', 36.1', 39.4'        | Ø7 7/8"               | Ø3 1/2", Ø3"          |

Round cylindrical aluminum poles with base plate

|  | Product code | Height                     | Diameter / Dimensions | Spigot / End diameter |
|---|--------------|----------------------------|-----------------------|-----------------------|
|   | PAFC.D114    | 10', 13.1', 16.4'          | Ø4 1/2"               | Ø4 1/2"               |
|   | PAFC.D122    | 10', 13.1', 16.4', 19.7'   | Ø5"                   | Ø4 51/64"             |
|   | PAFC.D148    | 19.7', 23.0', 26.2'        | Ø6"                   | Ø5 7/8"               |
|   | PAFC.D165    | 19.7', 23.0', 26.2', 29.5' | Ø6 1/2"               | Ø6 1/2"               |

|  |  |      |  |      |  |          |  |
|--|--|------|--|------|--|----------|--|
| Project name                                 |  |      |  | Type |  | Quantity |  |
| Date   |  | Note |  |      |  |          |  |
| LL2023.865-US-T2-2-700-740-__-__-__-__-__-__ |  |      |  |      |  |          |  |

| Light distribution  | Rated input power     | Color temperature             | Control                  | Product colors  |
|---|-----------------------|-------------------------------|--------------------------|---|
| <b>[T2]</b><br>Type II - 149x54°                          | <b>[700]</b><br>172 W | <b>[740]</b><br>4000 K CRI 70 | <b>[ONOFF]</b><br>On/Off | <b>[HM3]</b> <br>Anthracite gray                       |
| <b>[P4]</b><br>Pedestrian crosswalk distribution - 20x78° | <b>[500]</b><br>120 W | <b>[730]</b><br>3000 K CRI 70 | <b>[0-10V]</b><br>0-10V  | <b>[HM4]</b> <br>Light gray                            |
| <b>[T1]</b><br>Type I - 111x48°                           | <b>[350]</b><br>81 W  | <b>[830]</b><br>3000 K CRI 80 |                          | <b>[CC]</b> <br>Custom color (Please specify RAL code) |
| <b>[T2]</b><br>Type II - 133x48°                          |                       |                               |                          |   |
| <b>[T3]</b><br>Type III - 143x63°                         |                       |                               |                          |   |
| <b>[T4]</b><br>Type IV - 117x64°                          |                       |                               |                          |   |
| <b>[T4]</b><br>Type IV - 117x65°                          |                       |                               |                          |   |
| <b>[T5]</b><br>Type V - 117°                              |                       |                               |                          |   |
| <b>Extras</b>   |                       |                               |                          |   |
| <b>External surge protection</b>                          |                       |                               |                          |   |
| <b>[SP10]</b><br>10 kV                                    |                       |                               |                          |   |
| <b>Connectivity</b>                                       |                       |                               |                          |   |
| <b>[NM7]</b><br>7 Pin NEMA socket                         |                       |                               |                          |   |
| <b>Luminaire body options</b>                             |                       |                               |                          |   |
| <b>[DPC]</b><br>Double powder coating                     |                       |                               |                          |   |