


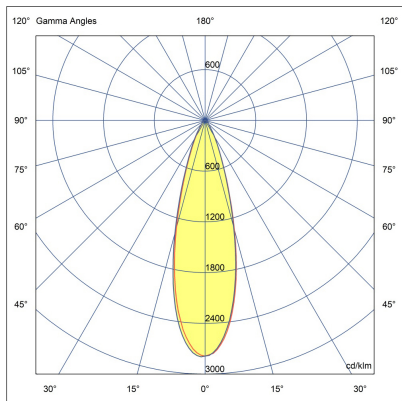
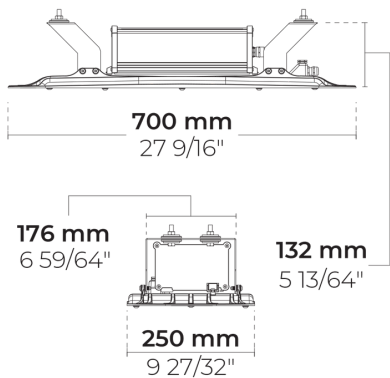
# GOLEDO-IN 40 LED



LW2037.765-US-N-700-830



PHASED-  
OUT



[N]

Narrow - NEMA Type  
2

## Configuration

Light distribution	[N] 25°
Delivered lumens flux	9628 lm
Rated input power	85 W
Color temperature	3000 K CRI 80
Luminaire efficacy	106 lm/W
Lamp	40 LED
Color Deviation	3 SDCM
BUG rating	B4-U0-G1
Lifetime L90 (hour)	>102,000
Lifetime L80 (hour)	>102,000

## Options

## Technical information

Mounting	Standard strap connection. Sliding mounting bracket is optional through extra
Housing	Corrosion resistant, die-cast, marine grade aluminum housing
Finishing	Chromate conversion pretreatment followed by electrostatic powder coating
Fasteners	Stainless steel (AISI 304 / EN 1.4301 grade)
Gasket	Silicone
Lens / Reflector	PMMA lens with high optical efficiency
Glass / Diffusor	Tempered safety glass
Impact protection	IK08
Ingress protection	IP66
Input voltage	120-277V 50/60Hz
Insulation class	Class I
Weight	19.8 lbs
LED module	High power LEDs on metal-core PCB
Driver	Internal LED driver
Driver surge protection	6/4 kV
Power factor	> 0.98
Through wiring	Single power cord entry
Operating temperature	-40...50°C
Power cord	40' of halogen-free power cord

Project name				Type		Quantity	
Date		Note					
LW2037.765-US-N-700-830-__-__-__-__							

Light distribution	Rated input power	Color temperature	Control	Product colors
<b>[N]</b> Narrow - NEMA Type 2 - 25°	<b>[700]</b> 85 W	<b>[830]</b> 3000 K CRI 80	<b>[ONOFF]</b> On/Off	<b>[CC]</b> Custom color (Please specify RAL code)
<b>[M]</b> Medium - NEMA Type 4 - 50°	<b>[500]</b> 58 W	<b>[840]</b> 4000 K CRI 80	<b>[0-10V]</b> 0-10V	<b>[7035]</b> Light gray (RAL 7035)
Extras				
External surge protection				
<b>[SP10]</b> 10 kV				
Luminaire body options				
<b>[DPC]</b> Double powder coating				