

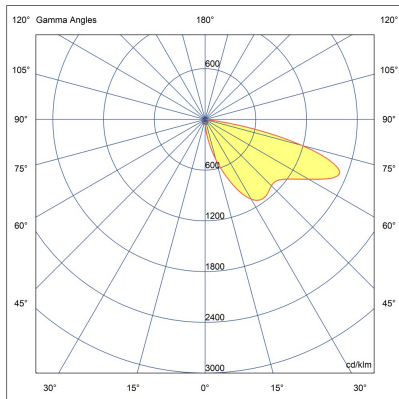
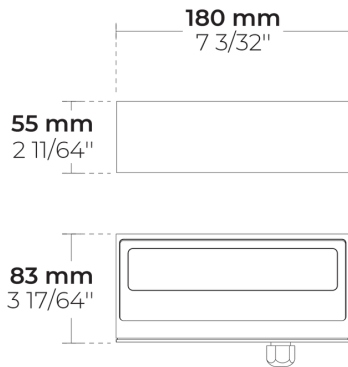
# DOGO Forward



IK08 IP65



LW6048.575-US-SLFW-700-740-ONOFF-UNI-C1



[SLFW]  
Special linear,  
Forward throw

## Variant

Light distribution	[SLFW] 111x53°
Delivered lumens flux	2256 lm
Rated input power	20 W
Colour temperature	4000 K CRI 70
Luminaire efficacy	112 lm/W
Lamp	4 LED
BUG rating	B0-U0-G1
Lifetime L90B50 (hour)	>42,000
Lifetime L80B50 (hour)	>42,000

## Options

## Technical information

Mounting	Surface or wall mountable
Housing	Corrosion resistant, marine grade aluminum housing
Finishing	Chromate conversion pretreatment followed by electrostatic powder coating
Fasteners	Stainless steel (AISI 304 / EN 1.4301 grade)
Gasket	Silicone
Lens / Reflector	High reflectance aluminium coating, multifaceted micro reflector
Glass / Diffusor	Tempered safety glass
Impact protection	IK08
Ingress protection	IP65
Input voltage	120-277V 50/60Hz
Insulation class	Class I
Weight	2.5 lbs
LED module	High power LEDs on metal-core PCB
Driver	Internal LED driver
Driver surge protection	3/3 kV
Power factor	> 0.90
Through wiring	Single cable entry
Operating temperature	-40...50°C
Cable	0.2 m of flexible cable
Packing box dimensions	4 21/64" * 7 7/8" * 2 3/4"

HPR Pazarlama A.Ş.  
Başkent OSB 22. Cd. No: 2, Malıköy, Temelli,  
Sincan, 06909 Ankara, Turkey  
+90 312 267 54 30  
info@hepergroup.com

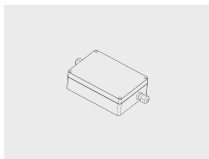
HEPER Europe GmbH  
Ahornweg 5a, 58675  
Hemer, Germany  
+49 237 2901 2975  
infoEU@hepergroup.com

We reserve the right to change specifications without prior written notice. Edition: 20.05.2024.  
For current version visit [heperlighting.com](http://heperlighting.com). All flux (±%7 tolerance) and power values (±%10 tolerance) are derived following appropriate IES, CIE, and applicable standards.

## Accessories (To be ordered separately)

---








### Mounting accessories



**DALI driver within  
an IP67 box for  
DOGO**

007502840

Project name		Type		Quantity	
Date		Note			
LW6048.575-US-SLFW-700-740-ONOFF-UNI-C1-__-__-__					

Light distribution	Rated input power	Colour temperature	Control	Product colours	
<b>[SLFW]</b> Special linear, Forward throw - 111x53°	<b>[700]</b> 20 W	<b>[740]</b> 4000 K CRI 70	<b>[ONOFF]</b> On/Off	<b>[HM1]</b> Black	
	<b>[350]</b> 10 W	<b>[822]</b> 2200 K CRI 80		<b>[HM2]</b> Dark grey	
		<b>[827]</b> 2700 K CRI 80		<b>[HM3]</b> Anthracite grey	
		<b>[830]</b> 3000 K CRI 80		<b>[HM4]</b> Light grey	
		<b>[840]</b> 4000 K CRI 80		<b>[HM5]</b> White	
				<b>[HM6]</b> Bronze	
				<b>[CC]</b> Custom colour (Please specify RAL code)	
<b>Extras</b>	<b>Accessories (<i>To be ordered separately</i>)</b>				
<b>Mounting options</b>	<b>Mounting accessories</b>				
<b>[ESMA]</b> Extra surface mounting adaptor for a flat wall	<b>[007502840]</b> DALI driver within an IP67 box for DOGO				
<b>Luminaire body options</b>					
<b>[DPC]</b> Double powder coating					