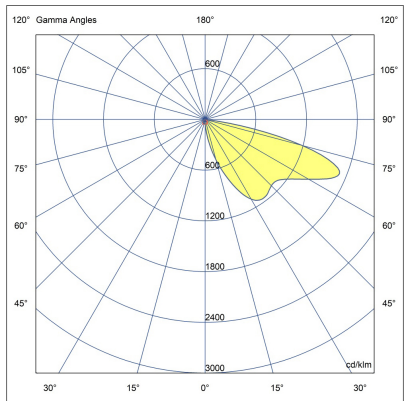
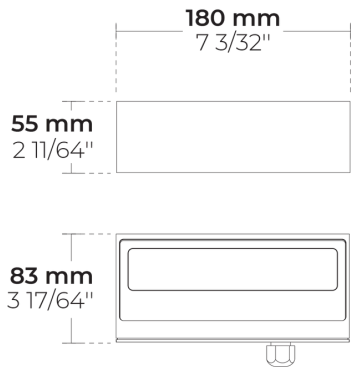


DOGO Forward



LW6048.575-EN-SLFW-700-740-ONOFF



[SLFW]
Special linear,
Forward throw

Configuration

Light distribution	[SLFW] 111x53°
Delivered lumens flux	2256 lm
Rated input power	20 W
Color temperature	4000 K CRI 70
Luminaire efficacy	112 lm/W
Lamp	4 LED
BUG rating	B0-U0-G1
Lifetime L90 (hour)	>42,000
Lifetime L80 (hour)	>42,000

Options

Technical information

Mounting	Surface or wall mountable
Housing	Corrosion resistant, marine grade aluminum housing
Finishing	Chromate conversion pretreatment followed by electrostatic powder coating
Fasteners	Stainless steel (AISI 304 / EN 1.4301 grade)
Gasket	Silicone
Lens / Reflector	High reflectance aluminium coating, multifaceted micro reflector
Glass / Diffusor	Tempered safety glass
Impact protection	IK08
Ingress protection	IP65
Input voltage	220-240V 50/60Hz
Insulation class	Class I
Weight	1.1 kg
LED module	High power LEDs on metal-core PCB
Driver	Internal LED driver
Driver surge protection	1/1 kV
Power factor	> 0.90
Through wiring	Single power cord entry
Operating temperature	-40...50°C
Power cord	8" of flexible power cord
Packing box dimensions	11*20*7 cm

Accessories (To be ordered separately)








Mounting accessories



**DALI driver within
an IP67 box for
DOGO**

007502840

Project name					Type		Quantity	
Date			Note					
LW6048.575-EN-SLFW-700-740-ONOFF-__-__-__-__								

Light distribution	Rated input power	Color temperature	Control	Product colors	
[SLFW] Special linear, Forward throw - 111x53°	[700] 20 W	[740] 4000 K CRI 70	[ONOFF] On/Off	[HM1] Black	
	[350] 10 W	[822] 2200 K CRI 80		[HM2] Dark gray	
		[827] 2700 K CRI 80		[HM3] Anthracite gray	
		[830] 3000 K CRI 80		[HM4] Light gray	
		[840] 4000 K CRI 80		[HM5] White	
				[HM6] Bronze	
				[CC] Custom color (Please specify RAL code)	
Extras	Accessories (<i>To be ordered separately</i>)				
Mounting options	Mounting accessories				
[ESMA] Extra surface mounting adaptor for a flat wall	[007502840] DALI driver within an IP67 box for DOGO				
Consult the factory					
[UNI] 120-277V 50/60Hz					
Luminaire body options					
[DPC] Double powder coating					