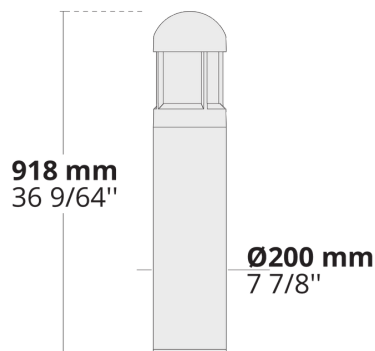


LB6011.513-US-SYM-4L-700-830-ONOFF



[SYM-4L]

Symmetric, Special effect: 4 lines

Configuration

Light distribution	[SYM-4L] 360°
Delivered lumens flux	1473 lm
Rated input power	20 W
Color temperature	3000 K CRI 80
Luminaire efficacy	74 lm/W
Lamp	8 LED
Color Deviation	3 SDCM
BUG rating	B1-U0-G1
Lifetime L90 (hour)	>145,000
Lifetime L80 (hour)	>145,000

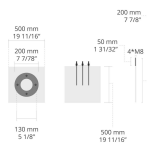
Options

Technical information

Housing	Corrosion resistant, extruded, marine grade aluminum housing
Finishing	Chromate conversion pretreatment followed by electrostatic powder coating
Fasteners	Stainless steel (AISI 304 / EN 1.4301 grade)
Gasket	EPDM gasket (Shore A 50)
Lens / Reflector	PMMA lens with high optical efficiency
Glass / Diffusor	Custom Design PMMA Diffusor
Impact protection	IK08
Ingress protection	IP65
Input voltage	120-277V 50/60Hz
Insulation class	Class I
Weight	22 lbs
LED module	High power LEDs on metal-core PCB
Driver	Internal LED driver
Driver surge protection	1/1 kV
Power factor	> 0.90
Through wiring	Single power cord entry
Operating temperature	-30...50°C
Power cord	20" of outdoor use rated flexible power cord








Accessories (To be ordered separately)

Anchor bolts



623J014
623J014

Project name						Type		Quantity	
Date			Note						
LB6011.513-US-SYM-4L-700-830-ONOFF-__-__									

Light distribution	Rated input power	Color temperature	Control	Product colors
[SYM-4L] Symmetric, Special effect: 4 lines - 360°	[700] 20 W	[830] 3000 K CRI 80	[ONOFF] On/Off	[HM1] Black 
		[740] 4000 K CRI 70		[HM2] Dark gray 
				[HM3] Anthracite gray 
				[HM4] Light gray 
				[HM5] White 
				[HM6] Bronze 
				[CC]  Custom color (Please specify RAL code)
Extras	Accessories (<i>To be ordered separately</i>)			
Luminaire body options	Anchor bolts			
	[623J014] 623J014			
[DPC] Double powder coating				