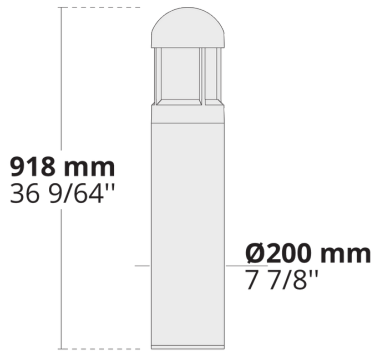




LB6011.513-US-SYM-4L-700-830-ONOFF-UNI-C1



[SYM-4L]

Symmetric, Special effect: 4 lines

## Variant

Light distribution	[SYM-4L] 360°
Delivered lumens flux	1473 lm
Rated input power	20 W
Colour temperature	3000 K CRI 80
Luminaire efficacy	74 lm/W
Lamp	8 LED
MacAdam Ellipse	3 SDCM
BUG rating	B1-U0-G1
Lifetime L90B50 (hour)	>145,000
Lifetime L80B50 (hour)	>145,000

## Options

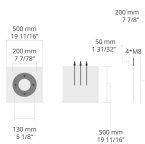
## Technical information

Housing	Corrosion resistant, extruded, marine grade aluminum housing
Finishing	Chromate conversion pretreatment followed by electrostatic powder coating
Fasteners	Stainless steel (AISI 304 / EN 1.4301 grade)
Gasket	EPDM gasket (Shore A 50)
Lens / Reflector	PMMA lens with high optical efficiency
Glass / Diffusor	Custom Design PMMA Diffusor
Impact protection	IK08
Ingress protection	IP65
Input voltage	120-277V 50/60Hz
Insulation class	Class I
Weight	22 lbs
LED module	High power LEDs on metal-core PCB
Driver	Internal LED driver
Driver surge protection	1/1 kV
Power factor	> 0.90
Through wiring	Single cable entry
Operating temperature	-30...50°C
Cable	0.5 m of flexible cable

## Accessories (To be ordered separately)

---








### Anchorage



623J014

623J014

Project name		Type		Quantity	
Date		Note			
LB6011.513-US-SYM-4L-700-830-ONOFF-UNI-C1-__-__					

Light distribution	Rated input power	Colour temperature	Control	Product colours
[SYM-4L] Symmetric, Special effect: 4 lines - 360°	[700] 20 W	[830] 3000 K CRI 80	[ONOFF] On/Off	[HM1] Black 
		[740] 4000 K CRI 70		[HM2] Dark grey 
				[HM3] Anthracite grey 
				[HM4] Light grey 
				[HM5] White 
				[HM6] Bronze 
				[CC]  Custom colour (Please specify RAL code)
Extras	Accessories ( <i>To be ordered separately</i> )			
Luminaire body options	Anchorages			
[DPC] Double powder coating	[623J014] 623J014			