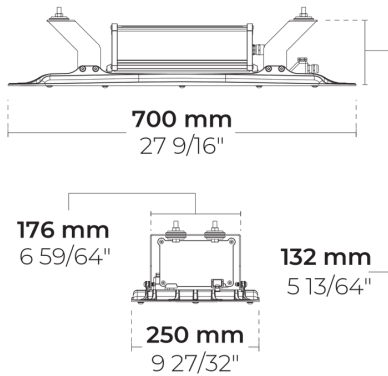


GOLEDO-T 80 LED



LT2037.766-US-T-SYM-D-500-740



[T-SYM-D]

Tunnel, Symmetric,
Type D

Configuration



Light distribution	[T-SYM-D]
Delivered lumens flux	18230 lm
Rated input power	116 W
Color temperature	4000 K CRI 70
Luminaire efficacy	157 lm/W
Lamp	80 LED
Color Deviation	4 SDCM
Lifetime L90 (hour)	>102,000
Lifetime L80 (hour)	>102,000

Options

Technical information

Mounting	Standard strap connection. Sliding mounting bracket is optional through extra
Housing	Corrosion resistant, die-cast, marine grade aluminum housing
Finishing	Chromate conversion pretreatment followed by electrostatic powder coating
Fasteners	Stainless steel (AISI 304 / EN 1.4301 grade)
Gasket	Silicone
Lens / Reflector	PMMA lens with high optical efficiency
Glass / Diffusor	Tempered safety glass
Impact protection	IK08
Ingress protection	IP66
Input voltage	120-277V 50/60Hz
Insulation class	Class I
Weight	22.1 lbs
LED module	High power LEDs on metal-core PCB
Driver	Internal LED driver
Driver surge protection	6/4 kV
Power factor	> 0.98
Through wiring	Single power cord entry
Operating temperature	-40...50°C
Power cord	40" of halogen-free power cord

Project name					Type		Quantity	
Date			Note					
LT2037.766-US-T-SYM-D-500-740-__-__-__-__								

Light distribution	Rated input power	Color temperature	Control	Product colors
[T-SYM-D] Tunnel, Symmetric, Type D	[500] 116 W	[740] 4000 K CRI 70	[ONOFF] On/Off	[CC]  Custom color (Please specify RAL code)
[T-ASYM-A] Tunnel, Asymmetric, Type A	[700] 171 W	[730] 3000 K CRI 70	[0-10V] 0-10V	[7035]  Light gray (RAL 7035)
[T-ASYM-B] Tunnel, Asymmetric, Type B	[500] 115 W			
[T-ASYM-C] Tunnel, Asymmetric, Type C	[500] 114 W			
[T-ASYM-D] Tunnel, Asymmetric, Type D	[350] 77 W			
[T-ASYM-D] Tunnel, Asymmetric, Type D	[350] 78 W			
[T-CB-A] Tunnel, Counter beam, Type A	[500] 112 W			
[T-CB-B] Tunnel, Counter beam, Type B	[350] 79 W			
[T-SYM-A] Tunnel, Symmetric, Type A	[350] 76 W			
[T-SYM-C] Tunnel, Symmetric, Type C				
Extras				
External surge protection				
[SP10] 10 kV				
Luminaire body options				
[DPC] Double powder coating				