



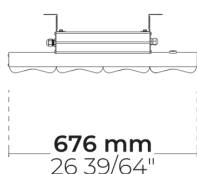
T-LIGHT ML 4 Module



LT2029.674-EN-T-SYM-C-700-740



PHASED-
OUT



[T-SYM-C]
Tunnel, Symmetric,
Type C

Configuration








| | |
|------------------------|-------------------|
| Light distribution | [T-SYM-C] 130x85° |
| Delivered lumens flux | 15900 lm |
| Rated input power | 135 W |
| Color temperature | 4000 K CRI 70 |
| Luminaire efficacy | 118 lm/W |
| Lamp | 16 LED |
| Color Deviation | 3 SDCM |
| BUG rating | B3-U0-G3 |
| Photobiological safety | Risk group 0 |
| Lifetime L90 (hour) | >60,000 |
| Lifetime L80 (hour) | >60,000 |

Options

Technical information

| | |
|-------------------------|---|
| Mounting | Direct tray mountable |
| Housing | Corrosion resistant, marine grade aluminum housing |
| Finishing | Chromate conversion pretreatment followed by electrostatic powder coating |
| Fasteners | Stainless steel (AISI 304 / EN 1.4301 grade) |
| Gasket | Silicone |
| Lens / Reflector | High reflectance aluminium coating, multifaceted micro reflector |
| Glass / Diffusor | Bio-based, enriched with bisphenol A diffusor |
| Impact protection | IK08 |
| Ingress protection | IP66 |
| Input voltage | 220-240V 50/60Hz |
| Insulation class | Class I |
| Weight | 7.27 kg |
| LED module | Multi-chip high power LEDs on metal-core PCB |
| Driver | Internal LED driver |
| Driver surge protection | 8/6 kV |
| Power factor | > 0.99 |
| Through wiring | Single power cord entry |
| Operating temperature | -40...50°C |
| Power cord | 40" of halogen-free power cord |
| Notes | This product can be supplied with Insulation class (Class II) upon request. Please contact factory. |

| | | | | | | | |
|---|--|------|--|------|--|----------|--|
| Project name | | | | Type | | Quantity | |
| Date | | Note | | | | | |
| LT2029.674-EN-T-SYM-C-700-740-__-__-__-__ | | | | | | | |

| Light distribution | Rated input power | Color temperature | Control | Product colors |
|--|-----------------------|-------------------------------|--------------------------|--|
| [T-SYM-C] Tunnel, Symmetric, Type C - 130x85° | [700] 135 W | [740] 4000 K CRI 70 | [ONOFF] On/Off | [HM1]  Black |
| [T-ASYM-C] Tunnel, Asymmetric, Type C - 130x85° | | [830] 3000 K CRI 80 | [DALI] DALI | [HM2]  Dark gray |
| | | | [AUTO] AutoDIM | [HM3]  Anthracite gray |
| | | | [STEP] StepDIM | [HM4]  Light gray |
| | | | | [HM5]  White |
| | | | | [HM6]  Bronze |
| | | | | [CC]  Custom color (Please specify RAL code) |
| Extras | | | | |
| Consult the factory | | | | |
| [C2] Class II | | | | |
| [UNI] 120-277V 50/60Hz | | | | |
| Luminaire body options | | | | |
| [DPC] Double powder coating | | | | |