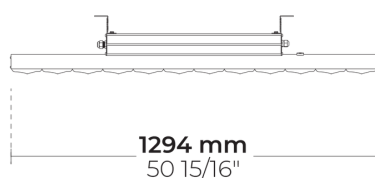
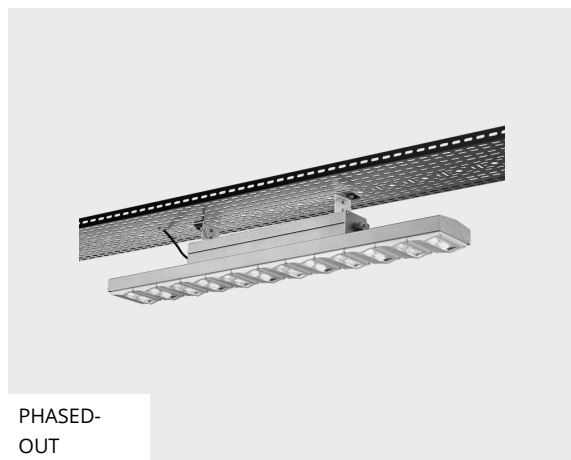


T-LIGHT ML 12 CB Module



LT2029.653-US-T-CB-C-700-830



[T-CB-C]
Tunnel, Counter
beam, Type C

Configuration








Light distribution	[T-CB-C] 130x85°
Delivered lumens flux	22656 lm
Rated input power	210 W
Color temperature	3000 K CRI 80
Luminaire efficacy	108 lm/W
Lamp	24 LED
Color Deviation	3 SDCM
BUG rating	B3-U0-G2
Photobiological safety	Risk group 0
Lifetime L90 (hour)	>72,600
Lifetime L80 (hour)	>72,600

Options

Technical information

Mounting	Direct tray mountable
Housing	Corrosion resistant, marine grade aluminum housing
Finishing	Chromate conversion pretreatment followed by electrostatic powder coating
Fasteners	Stainless steel (AISI 304 / EN 1.4301 grade)
Gasket	Silicone
Lens / Reflector	High reflectance aluminium coating, multifaceted micro reflector
Glass / Diffuser	Bio-based, enriched with bisphenol A diffuser
Impact protection	IK08
Ingress protection	IP66
Input voltage	120-277V 50/60Hz
Insulation class	Class I
Weight	34.1 lbs
LED module	Multi-chip high power LEDs on metal-core PCB
Driver	Internal LED driver
Driver surge protection	6/4 kV
Power factor	> 0.98
Through wiring	Single power cord entry
Operating temperature	-40...50°C
Power cord	40" of halogen-free power cord

Project name					Type		Quantity	
Date			Note					
LT2029.653-US-T-CB-C-700-830-__-__-__								

Light distribution	Rated input power	Color temperature	Control	Product colors
[T-CB-C] Tunnel, Counter beam, Type C - 130x85°	[700] 210 W	[830] 3000 K CRI 80	[ONOFF] On/Off	[HM1]  Black
		[740] 4000 K CRI 70	[0-10V] 0-10V	[HM2]  Dark gray [HM3]  Anthracite gray [HM4]  Light gray [HM5]  White [HM6]  Bronze [CC]  Custom color (Please specify RAL code)
Extras				
Luminaire body options				
[DPC] Double powder coating				