


L&C LUMINAIRE 3 Module



LL2016.663-EN-T2-700-740



[T2]
Type II

Configuration




Light distribution	[T2] 130x85°
Delivered lumens flux	10346 lm
Rated input power	101 W
Color temperature	4000 K CRI 70
Luminaire efficacy	99 lm/W
Lamp	12 LED
Color Deviation	5 SDCM
BUG rating	B2-U0-G2
Photobiological safety	Risk group 0
Lifetime L90 (hour)	>60,000
Lifetime L80 (hour)	>60,000

Options

Technical information

Mounting	Direct pole or side bracket mountable. Tenon: Ø2 1/4" x 4"
Housing	Corrosion resistant, die-cast, marine grade aluminum housing
Finishing	Chromate conversion pretreatment followed by electrostatic powder coating
Fasteners	Stainless steel (AISI 304 / EN 1.4301 grade)
Gasket	Silicone
Lens / Reflector	High reflectance aluminium coating, multifaceted micro reflector
Glass / Diffusor	Bio-based, enriched with bisphenol A diffusor
Impact protection	IK08
Ingress protection	IP66
Input voltage	220-240V 50/60Hz
Insulation class	Class I
Wind catching area (EPA)	0.3 m ²
Weight	8.51 kg
LED module	Multi-chip high power LEDs on metal-core PCB
Driver	Internal LED driver
Driver surge protection	4/4 kV
Power factor	> 0.97
Through wiring	Single power cord entry
Operating temperature	-40...50°C
Power cord	20" of outdoor use rated flexible power cord
Notes	This product can be supplied with Insulation class (Class II) upon request. Please contact factory.

Project name				Type		Quantity	
Date		Note					
LL2016.663-EN-T2-700-740-__-__-__-__							

Light distribution	Rated input power	Color temperature	Control	Product colors
[T2] Type II - 130x85°	[700] 101 W	[740] 4000 K CRI 70	[ONOFF] On/Off	[HM3]  Anthracite gray
		[730] 3000 K CRI 70	[DALI] DALI	[HM4]  Light gray
		[830] 3000 K CRI 80	[AUTO] AutoDIM	[CC]  Custom color (Please specify RAL code)

Extras
External surge protection
[SP10] 10 kV
Consult the factory
[C2] Class II
[UNI] 120-277V 50/60Hz
Luminaire body options
[DPC] Double powder coating