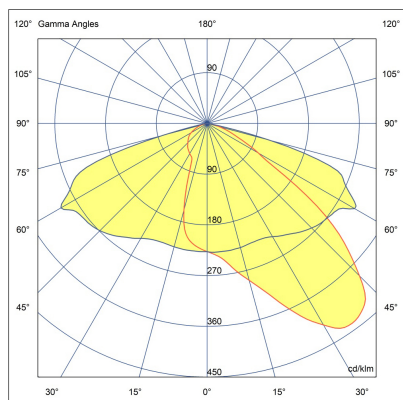


# TURA 3x12 LED



LL2036.753-US-T2BL-700-740



[T2BL]

Type II with Backlight shield

## Configuration

|                       |                |
|-----------------------|----------------|
| Light distribution    | [T2BL] 128x48° |
| Delivered lumens flux | 8670 lm        |
| Rated input power     | 80 W           |
| Color temperature     | 4000 K CRI 70  |
| Luminaire efficacy    | 108 lm/W       |
| Lamp                  | 36 LED         |
| Color Deviation       | 4 SDCM         |
| BUG rating            | B3-U1-G3       |
| Lifetime L90 (hour)   | >102,000       |
| Lifetime L80 (hour)   | >102,000       |

## Options

## Technical information

|                          |   |
|--------------------------|---|
| Mounting                 | Direct pole or side bracket mountable. Tenon:<br>Ø2 1/4" x 4"             |
| Tilt angle               | +15°/-15°   |
| Housing                  | Corrosion resistant, die-cast, marine grade aluminum housing              |
| Finishing                | Chromate conversion pretreatment followed by electrostatic powder coating |
| Fasteners                | Stainless steel (AISI 304 / EN 1.4301 grade)                              |
| Gasket                   | EPDM gasket (Shore A 20-25)   |
| Lens / Reflector         | PMMA lens with high optical efficiency                                    |
| Glass / Diffusor         | Tempered safety glass   |
| Impact protection        | IK08  |
| Ingress protection       | IP66  |
| Input voltage            | 120-277V 50/60Hz  |
| Insulation class         | Class I   |
| Wind catching area (EPA) | 0.68 ft <sup>2</sup>  |
| Weight                   | 22 lbs  |
| LED module               | High power LEDs on metal-core PCB   |
| Driver                   | Internal LED driver   |
| Driver surge protection  | 6/6 kV  |
| Power factor             | > 0.95  |
| Through wiring           | Single power cord entry   |
| Operating temperature    | -40...50°C  |
| Power cord               | 40" of flexible power cord  |

Poles (To be ordered separately)

Round tapered aluminum poles with base plate

|  | Product code | Height                     | Diameter / Dimensions | Spigot / End diameter |
|---|--------------|----------------------------|-----------------------|-----------------------|
|   | PAFK.D114    | 10', 13.1', 16.4'          | Ø4 1/2"               | Ø2 3/8", Ø3"          |
|   | PAFK.D122    | 13.1', 16.4', 19.7'        | Ø5"                   | Ø2 3/8", Ø3"          |
|   | PAFK.D148    | 19.7', 23.0', 26.2'        | Ø6"                   | Ø2 3/8", Ø3"          |
|   | PAFK.D165    | 19.7', 23.0', 26.2', 29.5' | Ø6 1/2"               | Ø3 1/2", Ø3"          |
|   | PAFK.D180    | 26.2', 29.5', 32.8'        | Ø7"                   | Ø3 1/2", Ø3"          |
|   | PAFK.D200    | 32.8', 36.1', 39.4'        | Ø7 7/8"               | Ø3 1/2", Ø3"          |




Round tapered aluminum poles (direct burial)

|  | Product code | Height                     | Diameter / Dimensions | Spigot / End diameter |
|---|--------------|----------------------------|-----------------------|-----------------------|
|   | PABK.D114    | 10', 13.1', 16.4'          | Ø4 1/2"               | Ø2 3/8", Ø3"          |
|   | PABK.D122    | 13.1', 16.4', 19.7', 23.0' | Ø5"                   | Ø2 3/8", Ø3"          |
|   | PABK.D148    | 19.7', 23.0', 26.2'        | Ø6"                   | Ø2 3/8", Ø3"          |
|   | PABK.D165    | 19.7', 23.0', 26.2', 29.5' | Ø6 1/2"               | Ø3 1/2", Ø3"          |
|   | PABK.D180    | 26.2', 29.5', 32.8'        | Ø7"                   | Ø3 1/2", Ø3"          |
|   | PABK.D200    | 32.8', 36.1', 39.4'        | Ø7 7/8"               | Ø3 1/2", Ø3"          |

Round cylindrical aluminum poles with base plate

|  | Product code | Height                     | Diameter / Dimensions | Spigot / End diameter |
|---|--------------|----------------------------|-----------------------|-----------------------|
|   | PAFC.D114    | 10', 13.1', 16.4'          | Ø4 1/2"               | Ø4 1/2"               |
|   | PAFC.D122    | 10', 13.1', 16.4', 19.7'   | Ø5"                   | Ø4 51/64"             |
|   | PAFC.D148    | 19.7', 23.0', 26.2'        | Ø6"                   | Ø5 7/8"               |
|   | PAFC.D165    | 19.7', 23.0', 26.2', 29.5' | Ø6 1/2"               | Ø6 1/2"               |

|  |  |      |  |      |  |          |  |
|--|--|------|--|------|--|----------|--|
| Project name                                 |  |      |  | Type |  | Quantity |  |
| Date   |  | Note |  |      |  |          |  |
| LL2036.753-US-T2BL-700-740-__-__-__-__-__-__ |  |      |  |      |  |          |  |

| Light distribution  | Rated input power    | Color temperature             | Control                  | Product colors  |
|---|----------------------|-------------------------------|--------------------------|---|
| <b>[T2BL]</b><br>Type II with Backlight shield - 128x48°  | <b>[700]</b><br>80 W | <b>[740]</b><br>4000 K CRI 70 | <b>[ONOFF]</b><br>On/Off | <b>[HM3]</b> <br>Anthracite gray                       |
| <b>[P4]</b><br>Pedestrian crosswalk distribution - 22x77° |                      | <b>[730]</b><br>3000 K CRI 70 | <b>[0-10V]</b><br>0-10V  | <b>[HM4]</b> <br>Light gray                            |
| <b>[T1]</b><br>Type I - 113x48°                           |                      | <b>[830]</b><br>3000 K CRI 80 |                          | <b>[CC]</b> <br>Custom color (Please specify RAL code) |
| <b>[T2]</b><br>Type II - 137x52°                          |                      |                               |                          |   |
| <b>[T2]</b><br>Type II - 150x60°                          |                      |                               |                          |   |
| <b>[T3]</b><br>Type III - 143x68°                         |                      |                               |                          |   |
| <b>[T3]</b><br>Type III - 158x59°                         |                      |                               |                          |   |
| <b>[T3BL]</b><br>Type III with Backlight shield - 128x50° |                      |                               |                          |   |
| <b>[T4]</b><br>Type IV - 121x70°                          |                      |                               |                          |   |
| <b>[T4BL]</b><br>Type IV with Backlight shield - 127x32°  |                      |                               |                          |   |
| Extras  |                      |                               |                          |   |

|                                       |
|---------------------------------------|
| <b>External surge protection</b>      |
| <b>[SP10]</b><br>10 kV                |
| <b>Connectivity</b>                   |
| <b>[NM7]</b><br>7 Pin NEMA socket     |
| <b>Light output</b>                   |
| <b>[CLO]</b><br>Constant light output |
| <b>Luminaire body options</b>         |
| <b>[DPC]</b><br>Double powder coating |