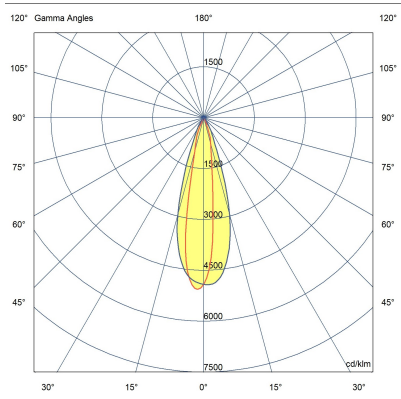
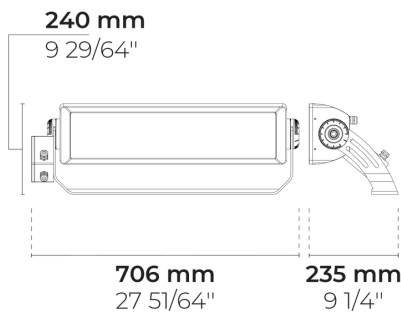


REGIO V2 N 1 Module



LF8038.500-EN-EL-2100-840-DALI



[EL]
Elliptical

Configuration

Light distribution	[EL] 20x30°
Delivered lumens flux	49794 lm
Rated input power	380 W
Color temperature	4000 K CRI 80
Luminaire efficacy	131 lm/W
Lamp	168 LED
Color Deviation	5 SDCM
Lifetime L90 (hour)	>52,000
Lifetime L80 (hour)	>52,000

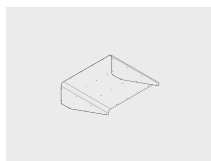
Options

Technical information

Mounting	Yoke mount
Tilt angle	+110°/-180°
Rotation angle	±4°
Housing	Corrosion resistant, die-cast, marine grade aluminum housing
Finishing	Chromate conversion pretreatment followed by electrostatic powder coating
Fasteners	Stainless steel (AISI 304 / EN 1.4301 grade)
Gasket	Silicone
Glass / Diffusor	Tempered safety glass
Impact protection	IK08
Ingress protection	IP66
Input voltage	220-240V 50/60Hz
Insulation class	Class I
Weight	12.1 kg
Driver	External LED driver
Driver surge protection	10/6 kV
Power factor	> 0.99
Through wiring	Single power cord entry
Operating temperature	-40...50°C
Power cord	40" of flexible power cord

Accessories (To be ordered separately)




Optical accessories



Visor for REGIO V2 1 Module

100139030

Project name		Type		Quantity	
Date		Note			
LF8038.500-EN-EL-2100-840-DALI-__-__					

Light distribution	Rated input power	Color temperature	Control	Product colors
[EL] Elliptical - 20x30°	[2100] 380 W	[840] 4000 K CRI 80	[DALI] DALI	[HM3]  Anthracite gray
[N] Narrow - NEMA Type 2 - 15°		[827] 2700 K CRI 80 [830] 3000 K CRI 80 [740] 4000 K CRI 70 [957] 5700 K CRI 90		[HM4]  Light gray [CC]  Custom color (Please specify RAL code)
Extras	Accessories (<i>To be ordered separately</i>)			
Consult the factory	Optical accessories			
[UNI] 120-277V 50/60Hz	[100139030] Visor for REGIO V2 1 Module			