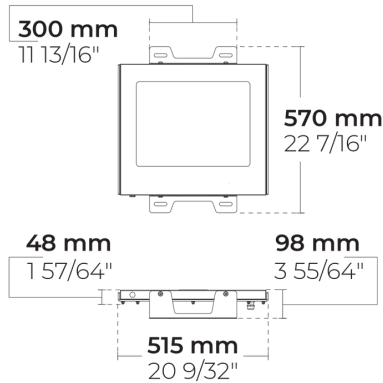



NOX 32 LED

CE UK CA IK10 IP66



LT1010.761-EN-T-SYM-A-500-740-EN-C1-SS



[T-SYM-A]

Tunnel, Symmetric,
Type A

Variant

Light distribution	[T-SYM-A]
Delivered lumens flux	6824 lm
Rated input power	48 W
Colour temperature	4000 K CRI 70
Luminaire efficacy	142 lm/W
Lamp	32 LED
MacAdam Ellipse	4 SDCM
Lifetime L90B50 (hour)	>102,000
Lifetime L80B50 (hour)	>102,000

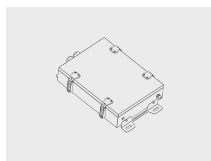
Options

Technical information

Mounting	Standard strap connection.
Housing	Corrosion resistant stainless steel housing (AISI 316 / EN 1.4401 grade) combined with aluminum alloy heatsink
Finishing	Polished stainless steel , anodized aluminum
Fasteners	Stainless steel (AISI 316 / EN 1.4401 grade)
Gasket	EPDM gasket (Shore A 25-30)
Lens / Reflector	PMMA lens with high optical efficiency
Glass / Diffuser	Tempered safety glass
Impact protection	IK10
Ingress protection	IP66
Input voltage	220-240V 50/60Hz
Insulation class	Class I
Weight	10.50 kg
LED module	High power LEDs on metal-core PCB
Driver	External LED driver
Through wiring	Single cable entry
Operating temperature	-40...50°C
Cable	1 m of halogen-free cable

Accessories (To be ordered separately)

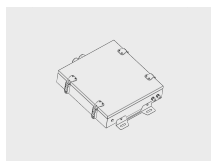
Mounting accessories



**Control gear box S
for NOX family**

007502100

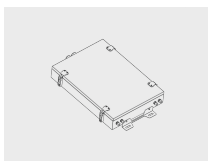
Mounting accessories



**Control gear box
M for NOX family**

007502102

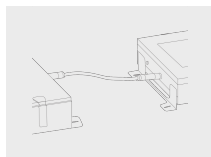
Mounting accessories



**Control gear box L
for NOX family**

007502104


Mounting accessories



**Preassembled
cables and 3-pole
connector set for
NOX**

007502167

Project name		Type		Quantity	
Date		Note			
LT1010.761-EN-T-SYM-A-500-740-__-EN-C1-SS-__-__					

Light distribution	Rated input power	Colour temperature	Control	Product colours
[T-SYM-A] Tunnel, Symmetric, Type A	[500] 48 W	[740] 4000 K CRI 70		[SS] Stainless steel 
[T-ASYM-A] Tunnel, Asymmetric, Type A	[700] 68 W	[730] 3000 K CRI 70		
[T-ASYM-B] Tunnel, Asymmetric, Type B	[350] 35 W			
[T-CB-A] Tunnel, Counter beam, Type A				
[T-CB-D] Tunnel, Counter beam, Type D				
[T-CB-E] Tunnel, Counter beam, Type E				
[T-SYM-B] Tunnel, Symmetric, Type B				
Extras	Accessories (To be ordered separately)			
Light output	Mounting accessories			
[CLO] Constant light output	[007502100] Control gear box S for NOX family			
Consult the factory	[007502102] Control gear box M for NOX family			
[C2] Class II	[007502104] Control gear box L for NOX family			
[UNI] 120-277V 50/60Hz	[007502167] Preassembled cables and 3-pole connector set for NOX			