



REGIO A 6 Module



LF8032.536-US-SLFB-700-830



PHASED-
OUT



[SLFB]
Special linear,
Forward throw

Configuration




Light distribution	[SLFB] 106x28°
Delivered lumens flux	74058 lm
Rated input power	945 W
Color temperature	3000 K CRI 80
Luminaire efficacy	78 lm/W
Lamp	108 LED
Color Deviation	5 SDCM
Lifetime L90 (hour)	>60,000
Lifetime L80 (hour)	>60,000

Options

Technical information

Mounting	Yoke mount
Tilt angle	+45°/-45°
Housing	Corrosion resistant, marine grade aluminum housing
Finishing	Chromate conversion pretreatment followed by electrostatic powder coating
Fasteners	Stainless steel (AISI 304 / EN 1.4301 grade)
Gasket	Silicone rubber
Lens / Reflector	PMMA lens with high optical efficiency
Glass / Diffusor	Tempered safety glass
Impact protection	IK08
Ingress protection	IP66
Input voltage	120-277V 50/60Hz
Insulation class	Class I
Wind catching area (EPA)	0.12 m²
Weight	129.60 lbs
LED module	High power LEDs on metal-core PCB
Driver	External LED driver
Driver surge protection	10/10 kV
Power factor	> 0.99
Through wiring	Single power cord entry
Operating temperature	-40...50°C
Power cord	40" of flexible power cord
Notes	Please contact the sales department regarding this product's availability.

Project name				Type		Quantity	
Date		Note					
LF8032.536-US-SLFB-700-830-__-__-__							

Light distribution	Rated input power	Color temperature	Control	Product colors
[SLFB] Special linear, Forward throw - 106x28°	[700] 945 W	[830] 3000 K CRI 80	[ONOFF] On/Off	[HM3]  Anthracite gray
		[827] 2700 K CRI 80	[0-10V] 0-10V	[HM4]  Light gray
		[740] 4000 K CRI 70		[CC]  Custom color (Please specify RAL code)
		[840] 4000 K CRI 80		
Extras				
Luminaire body options				
[DPC] Double powder coating				