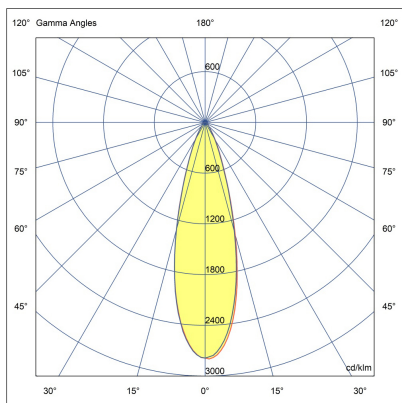
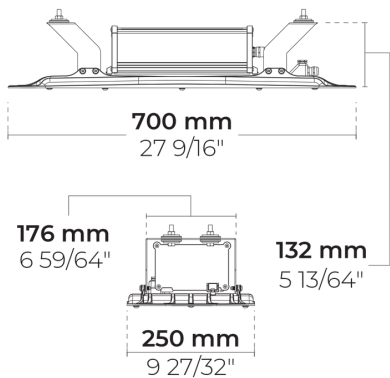


GOLEDO-IN 40 LED



LW2037.765-EN-N-500-830



[N]

Narrow - NEMA Type 2

Configuration



Light distribution	[N] 25°
Delivered lumens flux	7436 lm
Rated input power	58 W
Color temperature	3000 K CRI 80
Luminaire efficacy	116 lm/W
Lamp	40 LED
Color Deviation	3 SDCM
BUG rating	B4-U0-G1
Lifetime L90 (hour)	>102,000
Lifetime L80 (hour)	>102,000

Options

Technical information

Mounting	Standard strap connection. Sliding mounting bracket is optional through extra
Housing	Corrosion resistant, die-cast, marine grade aluminum housing
Finishing	Chromate conversion pretreatment followed by electrostatic powder coating
Fasteners	Stainless steel (AISI 304 / EN 1.4301 grade)
Gasket	Silicone
Lens / Reflector	PMMA lens with high optical efficiency
Glass / Diffusor	Tempered safety glass
Impact protection	IK08
Ingress protection	IP66
Input voltage	220-240V 50/60Hz
Insulation class	Class I
Weight	9.01 kg
LED module	High power LEDs on metal-core PCB
Driver	Internal LED driver
Driver surge protection	10/6 kV
Power factor	> 0.95
Through wiring	Single power cord entry
Operating temperature	-40...50°C
Power cord	40" of halogen-free power cord
Notes	This product can be supplied with Insulation class (Class II) upon request. Please contact factory.

Project name				Type		Quantity	
Date		Note					
LW2037.765-EN-N-500-830-__-__-__-__-__-__							

Light distribution	Rated input power	Color temperature	Control	Product colors
[N] Narrow - NEMA Type 2 - 25°	[500] 58 W	[830] 3000 K CRI 80	[ONOFF] On/Off	[CC]  Custom color (Please specify RAL code)
[M] Medium - NEMA Type 4 - 50°	[700] 85 W	[840] 4000 K CRI 80	[0-10V] 0-10V [DALI] DALI [AUTO] AutoDIM [STEP] StepDIM	[7035]  Light gray (RAL 7035)
Extras				
External surge protection				
[SP10] 10 kV				
Light output				
[CLO] Constant light output				
Consult the factory				
[C2] Class II				
[UNI] 120-277V 50/60Hz				
Luminaire body options				
[DPC] Double powder coating				