

# REGIO 3 Module



LF8035.523-US-EL-700-957



[EL]  
Elliptical

## Configuration




Light distribution	[EL] 15x40°
Delivered lumens flux	72161 lm
Rated input power	687 W
Color temperature	5700 K CRI 90
Luminaire efficacy	105 lm/W
Lamp	324 LED
Color Deviation	4 SDCM
Lifetime L90 (hour)	>102,000
Lifetime L80 (hour)	>102,000

## Options

## Technical information

Mounting	Yoke mount
Tilt angle	+45°/-45°
Housing	Corrosion resistant, die-cast, marine grade aluminum housing
Finishing	Chromate conversion pretreatment followed by electrostatic powder coating
Fasteners	Stainless steel (AISI 304 / EN 1.4301 grade)
Gasket	Silicone rubber
Lens / Reflector	PMMA lens with high optical efficiency
Glass / Diffuser	Tempered safety glass
Impact protection	IK08
Ingress protection	IP66
Input voltage	120-277V 50/60Hz
Insulation class	Class I
Wind catching area (EPA)	2.63 ft²
Weight	79 lbs
LED module	High power LEDs on metal-core PCB
Driver	Internal LED driver
Driver surge protection	10/10 kV
Power factor	> 0.99
Through wiring	Single power cord entry
Operating temperature	-40...50°C
Power cord	40" of flexible power cord

Project name				Type		Quantity	
Date		Note					
LF8035.523-US-EL-700-957-__-__-__							

Light distribution	Rated input power	Color temperature	Control	Product colors
<b>[EL]</b> Elliptical - 15x40°  <b>[I]</b> - 26°  <b>[N]</b> Narrow - NEMA Type 2 - 22°  <b>[MN]</b> Medium narrow - NEMA Type 3 - 30°  <b>[M]</b> Medium - NEMA Type 4 - 50°  <b>[W]</b> Wide - NEMA Type 6 - 111°	<b>[700]</b> 687 W	<b>[957]</b> 5700 K CRI 90  <b>[827]</b> 2700 K CRI 80  <b>[830]</b> 3000 K CRI 80  <b>[740]</b> 4000 K CRI 70  <b>[840]</b> 4000 K CRI 80	<b>[ONOFF]</b> On/Off  <b>[0-10V]</b> 0-10V	<b>[HM3]</b>  Anthracite gray  <b>[HM4]</b>  Light gray  <b>[CC]</b>  Custom color (Please specify RAL code)
<b>Extras</b>				
<b>Luminaire body options</b>				
<b>[DPC]</b> Double powder coating				