
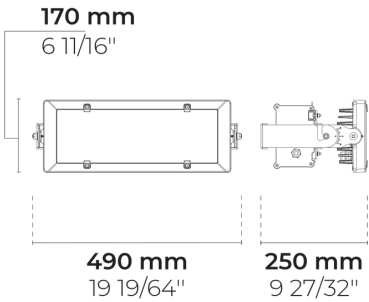


REGIO IN 1 Module



LF8037.521-US-EL-700-830



[EL]
Elliptical

Configuration




| | |
|-----------------------|---------------|
| Light distribution | [EL] 15x40° |
| Delivered lumens flux | 24054 lm |
| Rated input power | 229 W |
| Color temperature | 3000 K CRI 80 |
| Luminaire efficacy | 105 lm/W |
| Lamp | 108 LED |
| Color Deviation | 3 SDCM |
| Lifetime L90 (hour) | >102,000 |
| Lifetime L80 (hour) | >102,000 |

Options

Technical information

| | |
|-------------------------|---|
| Mounting | Direct tray mountable |
| Tilt angle | +30°/-30° |
| Housing | Corrosion resistant, die-cast, marine grade aluminum housing |
| Finishing | Chromate conversion pretreatment followed by electrostatic powder coating |
| Fasteners | Stainless steel (AISI 304 / EN 1.4301 grade) |
| Gasket | Silicone rubber |
| Lens / Reflector | PMMA lens with high optical efficiency |
| Glass / Diffusor | Tempered safety glass |
| Impact protection | IK08 |
| Ingress protection | IP66 |
| Input voltage | 120-277V 50/60Hz |
| Insulation class | Class I |
| Weight | 22.1 lbs |
| LED module | High power LEDs on metal-core PCB |
| Driver | Internal LED driver |
| Driver surge protection | 10/10 kV |
| Power factor | > 0.99 |
| Through wiring | Single power cord entry |
| Operating temperature | -40...50°C |
| Power cord | 40" of flexible power cord |

| | | | | | | | |
|-----------------------------------|--|------|--|------|--|----------|--|
| Project name | | | | Type | | Quantity | |
| Date | | Note | | | | | |
| LF8037.521-US-EL-700-830-__-__-__ | | | | | | | |

| Light distribution | Rated input power | Color temperature | Control | Product colors |
|--|-----------------------|--|---|--|
| [EL] Elliptical - 15x40° [I] - 26° [N] Narrow - NEMA Type 2 - 22° [MN] Medium narrow - NEMA Type 3 - 30° [M] Medium - NEMA Type 4 - 50° [W] Wide - NEMA Type 6 - 111° | [700] 229 W | [830] 3000 K CRI 80 [840] 4000 K CRI 80 | [ONOFF] On/Off [0-10V] 0-10V | [HM3]  Anthracite gray [HM4]  Light gray [CC]  Custom color (Please specify RAL code) |
| Extras | | | | |
| Luminaire body options | | | | |
| [DPC] Double powder coating | | | | |