

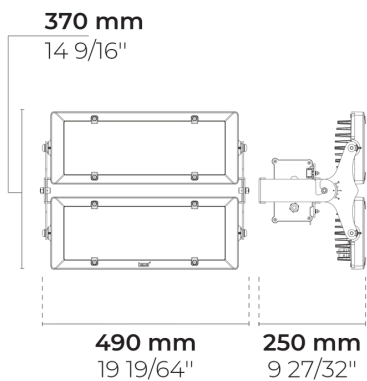
REGIO IN 2 Module



LF8037.522-US-M-700-830



PHASED-
OUT



[M]
Medium - NEMA
Type 4

Configuration




Light distribution	[M] 50°
Delivered lumens flux	46744 lm
Rated input power	459 W
Color temperature	3000 K CRI 80
Luminaire efficacy	101 lm/W
Lamp	216 LED
Color Deviation	3 SDCM
Lifetime L90 (hour)	>102,000
Lifetime L80 (hour)	>102,000

Options

Technical information

Mounting	Direct tray mountable
Tilt angle	+30°/-30°
Housing	Corrosion resistant, die-cast, marine grade aluminum housing
Finishing	Chromate conversion pretreatment followed by electrostatic powder coating
Fasteners	Stainless steel (AISI 304 / EN 1.4301 grade)
Gasket	Silicone rubber
Lens / Reflector	PMMA lens with high optical efficiency
Glass / Diffuser	Tempered safety glass
Impact protection	IK08
Ingress protection	IP66
Input voltage	120-277V 50/60Hz
Insulation class	Class I
Weight	36.6 lbs
LED module	High power LEDs on metal-core PCB
Driver	Internal LED driver
Driver surge protection	10/10 kV
Power factor	> 0.99
Through wiring	Single power cord entry
Operating temperature	-40...50°C
Power cord	40" of flexible power cord

Project name				Type		Quantity	
Date		Note					
LF8037.522-US-M-700-830-__-__-__							

Light distribution	Rated input power	Color temperature	Control	Product colors
[M] Medium - NEMA Type 4 - 50°	[700] 459 W	[830] 3000 K CRI 80	[ONOFF] On/Off	[HM3]  Anthracite gray
[I] - 26°	[700] 460 W	[840] 4000 K CRI 80	[0-10V] 0-10V	[HM4]  Light gray
[EL] Elliptical - 15x40°				[CC]  Custom color (Please specify RAL code)
[N] Narrow - NEMA Type 2 - 22°				
[MN] Medium narrow - NEMA Type 3 - 30°				
[W] Wide - NEMA Type 6 - 111°				
Extras				
Luminaire body options				
[DPC] Double powder coating				