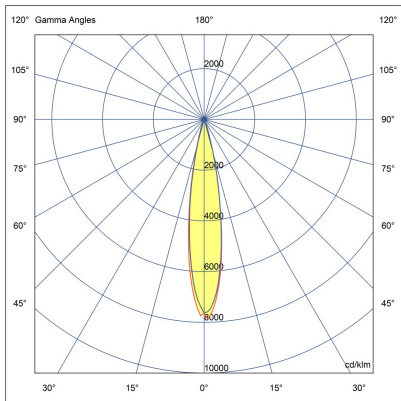
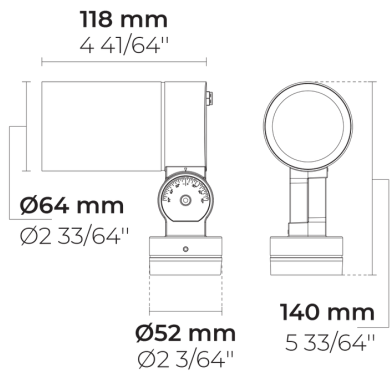


PINA Flood



LF8033.003-US-VN-927



[VN]

Very narrow - NEMA
Type I

Configuration

Light distribution	[VN] 10°
Delivered lumens flux	368 lm
Rated input power	7.5 W
Color temperature	2700 K CRI 90
Luminaire efficacy	49 lm/W
Lamp	1 LAMP
Color Deviation	5 SDCM

Options

Technical information

Mounting	Pedestal knuckle mount (standard), stake mount (optional)
Tilt angle	+90°/-80°
Housing	Corrosion resistant, marine grade aluminum housing
Finishing	Chromate conversion pretreatment followed by electrostatic powder coating
Fasteners	Stainless steel (AISI 304 / EN 1.4301 grade)
Gasket	Silicone
Glass / Diffusor	Tempered safety glass
Impact protection	IK06
Ingress protection	IP65
Input voltage	120-277V 50/60Hz
Insulation class	Class I
Wind catching area (EPA)	0.11 ft²
Weight	0.9 lbs
Driver	Internal LED driver
Power factor	> 0.93
Through wiring	Single power cord entry
Power cord	16" of flexible power cord
Notes	Louver Snap Lens can not be combined with other lenses.

Accessories (To be ordered separately)








Mounting accessories



Spike

160405040

Project name					Type		Quantity	
Date		Note						
LF8033.003-US-VN-927-__-__								

Light distribution	Rated input power	Color temperature	Control	Product colors
[VN] Very narrow - NEMA Type 1 - 10°	[I] 7.5 W	[927] 2700 K CRI 90	[ONOFF] On/Off	[HM1]  Black
[N] Narrow - NEMA Type 2 - 25°		[930] 3000 K CRI 90	[PD] Phase dimming	[HM2]  Dark gray
[MN] Medium narrow - NEMA Type 3 - 36°		[940] 4000 K CRI 90		[HM3]  Anthracite gray
[M] Medium - NEMA Type 4 - 60°				[HM4]  Light gray
				[HM5]  White
				[HM6]  Bronze
				[CC]  Custom color (Please specify RAL code)
Accessories (To be ordered separately)				
Mounting accessories				
[160405040] Spike				