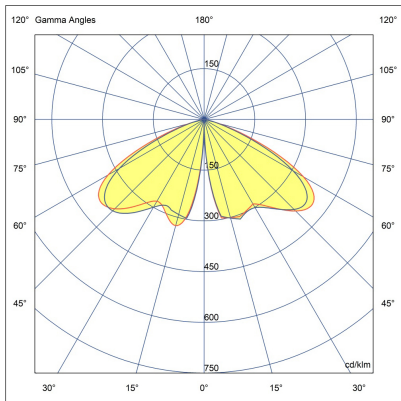
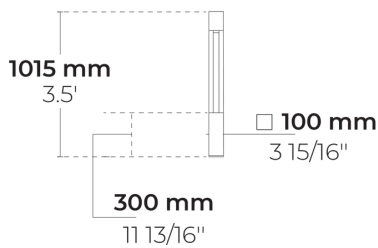


LB6054.693-US-SYM-4L-350-840



[SYM-4L]

Symmetric, Special  
effect: 4 lines

## Configuration

Light distribution	[SYM-4L] 120°
Delivered lumens flux	224 lm
Rated input power	6.5 W
Color temperature	4000 K CRI 80
Luminaire efficacy	44 lm/W
Lamp	1 LED
Color Deviation	3 SDCM
Lifetime L90 (hour)	>72,600
Lifetime L80 (hour)	>72,600

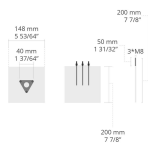
## Options

## Technical information

Mounting	Surface mountable
Housing	Corrosion resistant, extruded, marine grade aluminum housing
Finishing	Chromate conversion pretreatment followed by electrostatic powder coating
Fasteners	Stainless steel (AISI 304 / EN 1.4301 grade)
Gasket	Liquid silicone
Lens / Reflector	PMMA lens with high optical efficiency
Glass / Diffuser	Tempered safety glass
Impact protection	IK05
Ingress protection	IP65
Input voltage	120-277V 50/60Hz
Insulation class	Class I
Weight	7.7 lbs
LED module	Multi-chip high power LEDs on metal-core PCB
Driver	Internal LED driver
Driver surge protection	4/2 kV
Power factor	> 0.90
Through wiring	Single power cord entry
Operating temperature	-40...50°C
Power cord	20" of outdoor use rated flexible power cord








Accessories (To be ordered separately)

Anchor bolts



628I001  
628I001

Project name					Type		Quantity	
Date			Note					
LB6054.693-US-SYM-4L-350-840-__-__-__-__								

Light distribution	Rated input power	Color temperature	Control	Product colors
[SYM-4L] Symmetric, Special effect: 4 lines - 120°	[350] 6.5 W	[840] 4000 K CRI 80	[ONOFF] On/Off	[HM1] Black 
	[700] 10 W	[827] 2700 K CRI 80  [830] 3000 K CRI 80  [740] 4000 K CRI 70	[0-10V] 0-10V	[HM2] Dark gray   [HM3] Anthracite gray   [HM4] Light gray   [HM5] White   [HM6] Bronze   [CC]  Custom color (Please specify RAL code)
Height	Extras	Accessories ( <i>To be ordered separately</i> )		
[H1] 3.3'  [HC]	Luminaire body options	Anchor bolts		
	[DPC] Double powder coating	[628I001] 628I001		