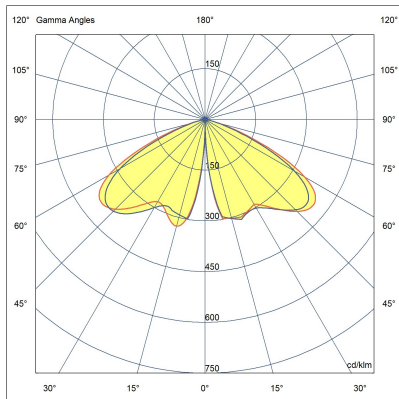
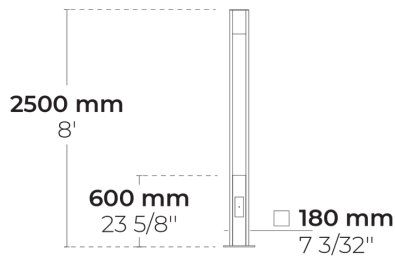


LB6055.510-EN-SYM-4L-350-827-EN-C1

**[SYM-4L]**Symmetric, Special
effect: 4 lines

Variant

Light distribution	[SYM-4L] 120°
Delivered lumens flux	1148 lm
Rated input power	19 W
Colour temperature	2700 K CRI 80
Luminaire efficacy	63 lm/W
Lamp	4 LED
MacAdam Ellipse	3 SDCM
Lifetime L90B50 (hour)	>72,600
Lifetime L80B50 (hour)	>72,600

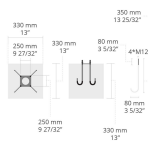
Options

Technical information

Housing	Corrosion resistant, extruded, marine grade aluminum housing
Finishing	Chromate conversion pretreatment followed by electrostatic powder coating
Fasteners	Stainless steel (AISI 304 / EN 1.4301 grade)
Gasket	Liquid silicone
Lens / Reflector	PMMA lens with high optical efficiency
Glass / Diffusor	Tempered safety glass
Impact protection	IK05
Ingress protection	IP65
Input voltage	220-240V 50/60Hz
Insulation class	Class I
Weight	23 kg
LED module	Multi-chip high power LEDs on metal-core PCB
Driver	Internal LED driver
Driver surge protection	6/6 kV
Power factor	> 0.95
Through wiring	Single cable entry
Operating temperature	-40...50°C
Cable	0.5 m of flexible cable

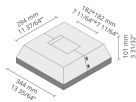
Accessories (To be ordered separately)

Anchorage



90CJ001
90CJ001

Flange covers



C3F2C.T002
C3F2C.T002

Project name		Type		Quantity	
Date		Note			
LB6055.510-EN-SYM-4L-350-827-__-EN-C1-__-__-__					

Light distribution	Rated input power	Colour temperature	Control	Product colours
[SYM-4L] Symmetric, Special effect: 4 lines - 120°	[350] 19 W	[827] 2700 K CRI 80	[ONOFF] On/Off	[HM1] Black
	[700] 36 W	[830] 3000 K CRI 80	[DALI] DALI	[HM2] Dark grey
		[740] 4000 K CRI 70	[AUTO] AutoDIM	[HM3] Anthracite grey
		[840] 4000 K CRI 80	[STEP] StepDIM	[HM4] Light grey
				[HM5] White
			[HM6] Bronze	
			[CC] Custom colour (Please specify RAL code)	
Extras	Accessories (<i>To be ordered separately</i>)			
Consult the factory	Anchorages			
[UNI] 120-277V 50/60Hz	[90CJ001] 90CJ001			
Luminaire body options	Flange covers			
[DPC] Double powder coating	[C3F2C.T002] C3F2C.T002			