

REGIO 4 Module



LF8032.524-US-N2-700-827



Configuration




Delivered lumens flux	107520 lm
Rated input power	916 W
Color temperature	2700 K CRI 80
Luminaire efficacy	117 lm/W
Lamp	432 LED
Color Deviation	4 SDCM
Lifetime L90 (hour)	>102,000
Lifetime L80 (hour)	>102,000

Options

Technical information

Mounting	Yoke mount
Tilt angle	+45°/-45°
Housing	Corrosion resistant, marine grade aluminum housing
Finishing	Chromate conversion pretreatment followed by electrostatic powder coating
Fasteners	Stainless steel (AISI 304 / EN 1.4301 grade)
Gasket	Silicone rubber
Lens / Reflector	PMMA lens with high optical efficiency
Glass / Diffuser	Tempered safety glass
Impact protection	IK08
Ingress protection	IP66
Input voltage	120-277V 50/60Hz
Insulation class	Class I
Weight	93.17 lbs
LED module	High power LEDs on metal-core PCB
Driver	External LED driver
Driver surge protection	10/10 kV
Power factor	> 0.99
Through wiring	Single power cord entry
Operating temperature	-40...50°C
Power cord	40" of flexible power cord
Notes	Please contact the sales department regarding this product's availability.

Project name				Type		Quantity	
Date		Note					
LF8032.524-US-N2-700-827-__-__-__							

Light distribution	Rated input power	Color temperature	Control	Product colors
[I] - 26°	[700] 916 W	[827] 2700 K CRI 80	[ONOFF] On/Off	[HM3]  Anthracite gray
[EL] Elliptical - 15x40°		[830] 3000 K CRI 80	[0-10V] 0-10V	[HM4]  Light gray
[N] Narrow - NEMA Type 2 - 22°		[740] 4000 K CRI 70		[CC]  Custom color (Please specify RAL code)
[MN] Medium narrow - NEMA Type 3 - 30°		[840] 4000 K CRI 80		
[M] Medium - NEMA Type 4 - 50°		[957] 5700 K CRI 90		
[W] Wide - NEMA Type 6 - 111°				
Extras				
Luminaire body options				
[DPC] Double powder coating				