

REGIO 3 Module



LF8035.523-US-N2-700-840



Configuration




| | |
|-----------------------|---------------|
| Delivered lumens flux | 80640 lm |
| Rated input power | 687 W |
| Color temperature | 4000 K CRI 80 |
| Luminaire efficacy | 117 lm/W |
| Lamp | 324 LED |
| Color Deviation | 3 SDCM |
| Lifetime L90 (hour) | >102,000 |
| Lifetime L80 (hour) | >102,000 |

Options

Technical information

| | |
|--------------------------|---|
| Mounting | Yoke mount |
| Tilt angle | +45°/-45° |
| Housing | Corrosion resistant, die-cast, marine grade aluminum housing |
| Finishing | Chromate conversion pretreatment followed by electrostatic powder coating |
| Fasteners | Stainless steel (AISI 304 / EN 1.4301 grade) |
| Gasket | Silicone rubber |
| Lens / Reflector | PMMA lens with high optical efficiency |
| Glass / Diffuser | Tempered safety glass |
| Impact protection | IK08 |
| Ingress protection | IP66 |
| Input voltage | 120-277V 50/60Hz |
| Insulation class | Class I |
| Wind catching area (EPA) | 2.63 ft² |
| Weight | 79 lbs |
| LED module | High power LEDs on metal-core PCB |
| Driver | Internal LED driver |
| Driver surge protection | 10/10 kV |
| Power factor | > 0.99 |
| Through wiring | Single power cord entry |
| Operating temperature | -40...50°C |
| Power cord | 40" of flexible power cord |

| | | | | | | | |
|-----------------------------------|--|------|--|------|--|----------|--|
| Project name | | | | Type | | Quantity | |
| Date | | Note | | | | | |
| LF8035.523-US-N2-700-840-__-__-__ | | | | | | | |

| Light distribution | Rated input power | Color temperature | Control | Product colors |
|--|-----------------------|-------------------------------|--------------------------|---|
| [I] - 26° | [700] 687 W | [840] 4000 K CRI 80 | [ONOFF] On/Off | [HM3]  Anthracite gray |
| [EL] Elliptical - 15x40° | | [827] 2700 K CRI 80 | [0-10V] 0-10V | [HM4]  Light gray |
| [N] Narrow - NEMA Type 2 - 22° | | [830] 3000 K CRI 80 | | [CC]  Custom color (Please specify RAL code) |
| [MN] Medium narrow - NEMA Type 3 - 30° | | [740] 4000 K CRI 70 | | |
| [M] Medium - NEMA Type 4 - 50° | | [957] 5700 K CRI 90 | | |
| [W] Wide - NEMA Type 6 - 111° | | | | |
| Extras | | | | |
| Luminaire body options | | | | |
| [DPC] Double powder coating | | | | |