


REGIO 6 Module

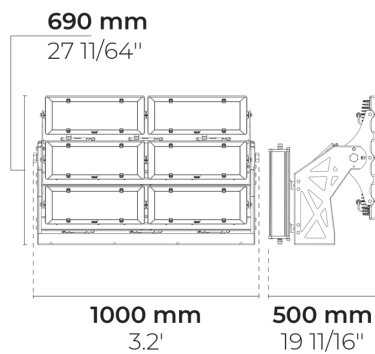
CE UK CA IK08 IP66 



LF8032.526-EN-N-700-840-EN-C1



PHASED-OUT



[N]
Narrow

Variant




Light distribution	[N] 22°
Delivered lumens flux	166938 lm
Rated input power	1375 W
Colour temperature	4000 K CRI 80
Luminaire efficacy	121 lm/W
Lamp	648 LED
MacAdam Ellipse	3 SDCM
Lifetime L90B50 (hour)	>102,000
Lifetime L80B50 (hour)	>102,000

Options

Technical information

Mounting	Surface mountable via a bracket
Tilt angle	+45°/-45°
Housing	Corrosion resistant, marine grade aluminum housing
Finishing	Chromate conversion pretreatment followed by electrostatic powder coating
Fasteners	Stainless steel (AISI 304 / EN 1.4301 grade)
Gasket	Silicone rubber
Lens / Reflector	PMMA lens with high optical efficiency
Glass / Diffusor	Tempered safety glass
Impact protection	IK08
Ingress protection	IP66
Input voltage	220-240V 50/60Hz
Insulation class	Class I
Weight	58.18 kg
LED module	High power LEDs on metal-core PCB
Driver	External LED driver
Driver surge protection	10/10 kV
Power factor	> 0.99
Through wiring	Single cable entry
Operating temperature	-40...50°C
Cable	1 m of flexible cable
Notes	Please contact the sales department regarding this product's availability.

Project name		Type		Quantity	
Date		Note			
LF8032.526-EN-N-700-840-__-EN-C1-_-_-_-__					

Light distribution	Rated input power	Colour temperature	Control	Product colours
[N] Narrow - 22°	[700] 1375 W	[840] 4000 K CRI 80	[ONOFF] On/Off	[HM3]  Anthracite grey
[I] - 26°		[827] 2700 K CRI 80	[DALI] DALI	[HM4]  Light grey
[EL] Elliptical - 15x40°		[830] 3000 K CRI 80		[CC]  Custom colour (Please specify RAL code)
[MN] Medium narrow - 30°		[740] 4000 K CRI 70		
[M] Medium - 50°		[957] 5700 K CRI 90		
[W] Wide - 111°				
Extras				
Consult the factory				
[UNI] 120-277V 50/60Hz				
Luminaire body options				
[DPC] Double powder coating				