

REGIO 2 Module



LF8035.522-EN-MN-700-840



[MN]

Medium narrow -
NEMA Type 3

Configuration




Light distribution	[MN] 30°
Delivered lumens flux	51151 lm
Rated input power	459 W
Color temperature	4000 K CRI 80
Luminaire efficacy	111 lm/W
Lamp	216 LED
Color Deviation	3 SDCM
Lifetime L90 (hour)	>102,000
Lifetime L80 (hour)	>102,000

Options

Technical information

Mounting	Yoke mount
Tilt angle	+45°/-45°
Housing	Corrosion resistant, die-cast, marine grade aluminum housing
Finishing	Chromate conversion pretreatment followed by electrostatic powder coating
Fasteners	Stainless steel (AISI 304 / EN 1.4301 grade)
Gasket	Silicone rubber
Lens / Reflector	PMMA lens with high optical efficiency
Glass / Diffuser	Tempered safety glass
Impact protection	IK08
Ingress protection	IP66
Input voltage	220-240V 50/60Hz
Insulation class	Class I
Wind catching area (EPA)	0.14 m ²
Weight	19.14 kg
LED module	High power LEDs on metal-core PCB
Driver	Internal LED driver
Driver surge protection	10/10 kV
Power factor	> 0.99
Through wiring	Single power cord entry
Operating temperature	-40...50°C
Power cord	40' of flexible power cord

Project name				Type		Quantity	
Date		Note					
LF8035.522-EN-MN-700-840-__-__-__-__							

Light distribution	Rated input power	Color temperature	Control	Product colors
[MN] Medium narrow - NEMA Type 3 - 30° [I] - 26° [EL] Elliptical - 15x40° [N] Narrow - NEMA Type 2 - 22° [M] Medium - NEMA Type 4 - 50° [W] Wide - NEMA Type 6 - 111°	[700] 459 W [700] 460 W	[840] 4000 K CRI 80 [827] 2700 K CRI 80 [830] 3000 K CRI 80 [740] 4000 K CRI 70 [957] 5700 K CRI 90	[ONOFF] On/Off [DALI] DALI	[HM3]  Anthracite gray [HM4]  Light gray [CC]  Custom color (Please specify RAL code)
Extras				
Consult the factory				
[UNI] 120-277V 50/60Hz				
Luminaire body options				
[DPC] Double powder coating				