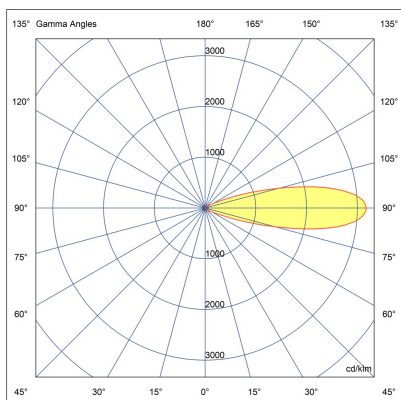
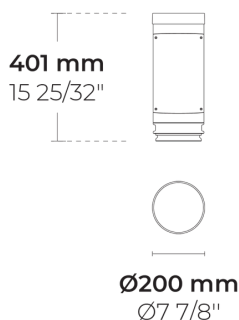


URBAN UNITS Adjustable Floodlight Module



LP4053.695-US-N-700-827



[N]

Narrow - NEMA Type 2

Configuration

Light distribution	[N] 26°
Delivered lumens flux	3355 lm
Rated input power	35 W
Color temperature	2700 K CRI 80
Luminaire efficacy	83 lm/W
Lamp	4 LED
Color Deviation	5 SDCM
Lifetime L90 (hour)	>72,600
Lifetime L80 (hour)	>72,600

Options

Technical information

Tilt angle	+30°/-30°
Housing	Corrosion resistant, marine grade aluminum housing
Finishing	Chromate conversion pretreatment followed by electrostatic powder coating
Fasteners	Stainless steel (AISI 304 / EN 1.4301 grade)
Gasket	Silicone
Lens / Reflector	High reflectance aluminium coating
Glass / Diffusor	UV stable, bio-based polycarbonate diffusor
Impact protection	IK08
Ingress protection	IP65
Input voltage	120-277V 50/60Hz
Insulation class	Class I
Weight	12 lbs
LED module	Multi-chip high power LEDs on metal-core PCB
Driver	Internal LED driver
Driver surge protection	10/6 kV
Power factor	> 0.95
Through wiring	Single power cord entry
Operating temperature	-40...50°C
Power cord	8" of flexible power cord
Notes	Tilt angle adjustment of the module must be done in the factory environment and by the technical team. Please let your sales representative know about the angle degree information.








Poles (Included)

Product specific poles with base plate



Configuration code	Height	Diameter / Dimensions	Spigot / End diameter
PAFC.C01.T001-H3	10'	Ø 7 7/8"	
PAFC.C01.T001-H4	13.1'	Ø 7 7/8"	
PAFC.C01.T001-H5	16.4'	Ø 7 7/8"	

Project name				Type		Quantity	
Date		Note					
LP4053.695-US-N-700-827-__-__-__							

Light distribution	Rated input power	Color temperature	Control	Product colors
[N] Narrow - NEMA Type 2 - 26°	[700] 35 W	[827] 2700 K CRI 80	[ONOFF] On/Off	[HM1]  Black
[S] Spot - NEMA Type 0 - 7°		[830] 3000 K CRI 80	[0-10V] 0-10V	[HM2]  Dark gray
		[740] 4000 K CRI 70		[HM3]  Anthracite gray
		[840] 4000 K CRI 80		[HM4]  Light gray
				[HM5]  White
				[HM6]  Bronze
				[CC]  Custom color (Please specify RAL code)
Extras				
Luminaire body options				
[DPC] Double powder coating				