
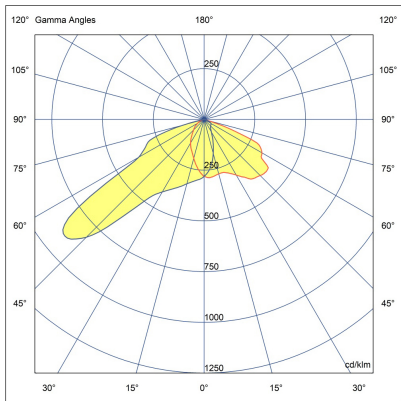
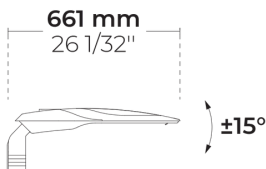


TURA 3x12 LED



LL2036.753-US-P4-700-830



[P4]

Pedestrian crosswalk
distribution

Configuration

| | |
|-----------------------|---------------|
| Light distribution | [P4] 22x77° |
| Delivered lumens flux | 8143 lm |
| Rated input power | 80 W |
| Color temperature | 3000 K CRI 80 |
| Luminaire efficacy | 101 lm/W |
| Lamp | 36 LED |
| Color Deviation | 3 SDCM |
| BUG rating | B2-U0-G1 |
| Lifetime L90 (hour) | >102,000 |
| Lifetime L80 (hour) | >102,000 |

Options

Technical information

| | |
|-----------------------------|--|
| Mounting | Direct pole or side bracket mountable. Tenon: Ø2 1/4" x 4" |
| Tilt angle | +15°/-15° |
| Housing | Corrosion resistant, die-cast, marine grade aluminum housing |
| Finishing | Chromate conversion pretreatment followed by electrostatic powder coating |
| Fasteners | Stainless steel (AISI 304 / EN 1.4301 grade) |
| Gasket | EPDM gasket (Shore A 20-25) |
| Lens / Reflector | PMMA lens with high optical efficiency |
| Glass / Diffusor | Tempered safety glass |
| Impact protection | IK08 |
| Ingress protection | IP66 |
| Input voltage | 120-277V 50/60Hz |
| Insulation class | Class I |
| Wind catching area (EPA) | 0.68 ft² |
| Weight | 22 lbs |
| LED module | High power LEDs on metal-core PCB |
| Driver | Internal LED driver |
| Driver surge protection | 6/6 kV |
| Power factor | > 0.95 |
| Through wiring | Single power cord entry |
| Operating temperature | -40...50°C |
| Power cord | 40" of flexible power cord |

Poles (To be ordered separately)

Round tapered aluminum poles with base plate

|  | Product code | Height | Diameter / Dimensions | Spigot / End diameter |
|---|--------------|----------------------------|-----------------------|-----------------------|
| | PAFK.D114 | 10', 13.1', 16.4' | Ø4 1/2" | Ø2 3/8", Ø3" |
| | PAFK.D122 | 13.1', 16.4', 19.7' | Ø5" | Ø2 3/8", Ø3" |
| | PAFK.D148 | 19.7', 23.0', 26.2' | Ø6" | Ø2 3/8", Ø3" |
| | PAFK.D165 | 19.7', 23.0', 26.2', 29.5' | Ø6 1/2" | Ø3 1/2", Ø3" |
| | PAFK.D180 | 26.2', 29.5', 32.8' | Ø7" | Ø3 1/2", Ø3" |
| | PAFK.D200 | 32.8', 36.1', 39.4' | Ø7 7/8" | Ø3 1/2", Ø3" |




Round tapered aluminum poles (direct burial)

|  | Product code | Height | Diameter / Dimensions | Spigot / End diameter |
|---|--------------|----------------------------|-----------------------|-----------------------|
| | PABK.D114 | 10', 13.1', 16.4' | Ø4 1/2" | Ø2 3/8", Ø3" |
| | PABK.D122 | 13.1', 16.4', 19.7', 23.0' | Ø5" | Ø2 3/8", Ø3" |
| | PABK.D148 | 19.7', 23.0', 26.2' | Ø6" | Ø2 3/8", Ø3" |
| | PABK.D165 | 19.7', 23.0', 26.2', 29.5' | Ø6 1/2" | Ø3 1/2", Ø3" |
| | PABK.D180 | 26.2', 29.5', 32.8' | Ø7" | Ø3 1/2", Ø3" |
| | PABK.D200 | 32.8', 36.1', 39.4' | Ø7 7/8" | Ø3 1/2", Ø3" |

Round cylindrical aluminum poles with base plate

|  | Product code | Height | Diameter / Dimensions | Spigot / End diameter |
|---|--------------|----------------------------|-----------------------|-----------------------|
| | PAFC.D114 | 10', 13.1', 16.4' | Ø4 1/2" | Ø4 1/2" |
| | PAFC.D122 | 10', 13.1', 16.4', 19.7' | Ø5" | Ø4 51/64" |
| | PAFC.D148 | 19.7', 23.0', 26.2' | Ø6" | Ø5 7/8" |
| | PAFC.D165 | 19.7', 23.0', 26.2', 29.5' | Ø6 1/2" | Ø6 1/2" |

| | | | | | | | |
|--|--|------|--|------|--|----------|--|
| Project name | | | | Type | | Quantity | |
| Date | | Note | | | | | |
| LL2036.753-US-P4-700-830-__-__-__-__-__-__ | | | | | | | |

| Light distribution | Rated input power | Color temperature | Control | Product colors |
|---|----------------------|---|---|--|
| [P4] Pedestrian crosswalk distribution - 22x77° [T1] Type I - 113x48° [T2] Type II - 137x52° [T2] Type II - 150x60° [T2BL] Type II with Backlight shield - 128x48° [T3] Type III - 143x68° [T3] Type III - 158x59° [T3BL] Type III with Backlight shield - 128x50° [T4] Type IV - 121x70° [T4BL] Type IV with Backlight shield - 127x32° | [700] 80 W | [830] 3000 K CRI 80 [730] 3000 K CRI 70 [740] 4000 K CRI 70 | [ONOFF] On/Off [0-10V] 0-10V | [HM3]  Anthracite gray [HM4]  Light gray [CC]  Custom color (Please specify RAL code) |
| Extras | | | | |

| |
|---------------------------------------|
| External surge protection |
| [SP10] 10 kV |
| Connectivity |
| [NM7] 7 Pin NEMA socket |
| Light output |
| [CLO] Constant light output |
| Luminaire body options |
| [DPC] Double powder coating |