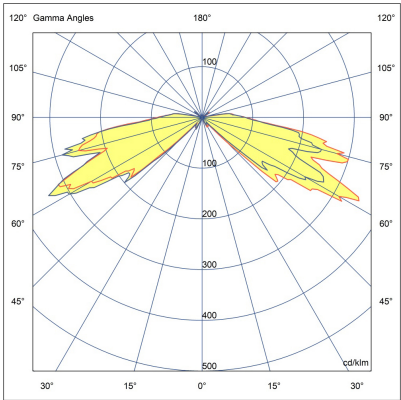
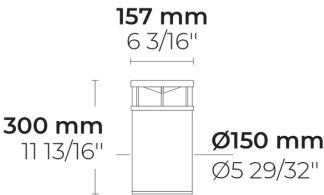


LB7032.693-US-SYM-3L-700-827



[SYM-3L]
Symmetric, Special
effect: 3 lines

Configuration

Light distribution	[SYM-3L] 165°
Delivered lumens flux	444 lm
Rated input power	10 W
Color temperature	2700 K CRI 80
Luminaire efficacy	44 lm/W
Lamp	1 LED
Color Deviation	5 SDCM
BUG rating	B1-U2-G1
ULOR	3.5
Lifetime L90 (hour)	>72,600
Lifetime L80 (hour)	>72,600

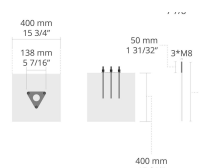
Options

Technical information

Mounting	Surface mountable
Housing	Corrosion resistant, marine grade aluminum housing
Finishing	Chromate conversion pretreatment followed by electrostatic powder coating
Fasteners	Stainless steel (AISI 304 / EN 1.4301 grade)
Gasket	Silicone
Lens / Reflector	High reflectance aluminium coating
Glass / Diffusor	Custom Design PMMA Diffusor
Impact protection	IK05
Ingress protection	IP65
Input voltage	120-277V 50/60Hz
Insulation class	Class I
Weight	5.5 lbs
LED module	Multi-chip high power LEDs on metal-core PCB
Driver	Internal LED driver
Driver surge protection	4/2 kV
Power factor	> 0.90
Through wiring	Single power cord entry
Operating temperature	-40...50°C
Power cord	20" of outdoor use rated flexible power cord

Accessories (To be ordered separately)








Anchor bolts



612J014

612J014

Project name				Type		Quantity	
Date		Note					
LB7032.693-US-SYM-3L-700-827-__-__-__-__							

Light distribution	Rated input power	Color temperature	Control	Product colors
[SYM-3L] Symmetric, Special effect: 3 lines - 165°	[700] 10 W	[827] 2700 K CRI 80	[ONOFF] On/Off [0-10V] 0-10V	[HM1] Black 
		[830] 3000 K CRI 80		[HM2] Dark gray 
		[740] 4000 K CRI 70		[HM3] Anthracite gray 
		[840] 4000 K CRI 80		[HM4] Light gray 
				[HM5] White 
				[HM6] Bronze 
				[CC]  Custom color (Please specify RAL code)
Height	Extras	Accessories (<i>To be ordered separately</i>)		
[H0.30] 0.9' [HC]	Luminaire body options	Anchor bolts		
	[DPC] Double powder coating	[612J014] 612J014		