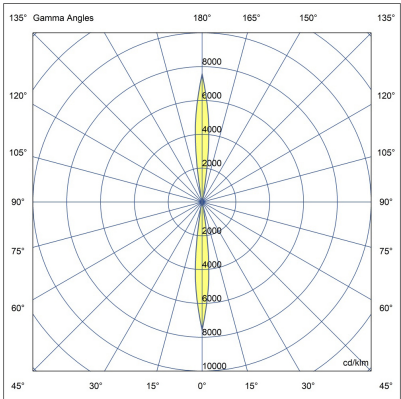
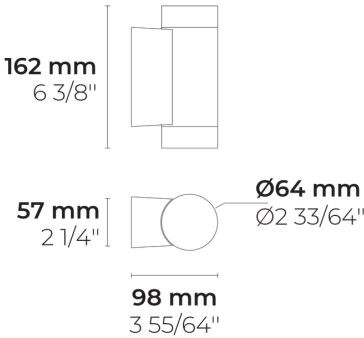


# PINA W Duo



LW8033.003-US-VN-VN-940



[VN]

Very narrow - NEMA  
Type I

## Configuration








Light distribution	[VN] 10°
Delivered lumens flux	820 lm
Rated input power	15 W
Color temperature	4000 K CRI 90
Luminaire efficacy	54 lm/W
Lamp	2 LAMP
Color Deviation	5 SDCM

## Options

## Technical information

Mounting	Wall mountable
Housing	Corrosion resistant, marine grade aluminum housing
Finishing	Chromate conversion pretreatment followed by electrostatic powder coating
Fasteners	Stainless steel (AISI 304 / EN 1.4301 grade)
Gasket	Silicone
Glass / Diffusor	Tempered safety glass
Impact protection	IK06
Ingress protection	IP65
Input voltage	120-277V 50/60Hz
Insulation class	Class I
Weight	0.9 lbs
Driver	Internal LED driver
Power factor	> 0.93
Through wiring	Single power cord entry
Power cord	8" of flexible power cord

Project name					Type		Quantity	
Date			Note					
LW8033.003-US-VN-VN-940-__-__								

Light distribution	Rated input power	Color temperature	Control	Product colors
<b>[VN]</b> Very narrow - NEMA Type 1 - 10°	<b>[I]</b> 15 W	<b>[940]</b> 4000 K CRI 90	<b>[ONOFF]</b> On/Off	<b>[HM1]</b>  Black
<b>[N]</b> Narrow - NEMA Type 2 - 25°		<b>[927]</b> 2700 K CRI 90	<b>[PD]</b> Phase dimming	<b>[HM2]</b>  Dark gray
<b>[MN]</b> Medium narrow - NEMA Type 3 - 36°		<b>[930]</b> 3000 K CRI 90		<b>[HM3]</b>  Anthracite gray
<b>[M]</b> Medium - NEMA Type 4 - 60°				<b>[HM4]</b>  Light gray
				<b>[HM5]</b>  White
				<b>[HM6]</b>  Bronze
				<b>[CC]</b>  Custom color (Please specify RAL code)