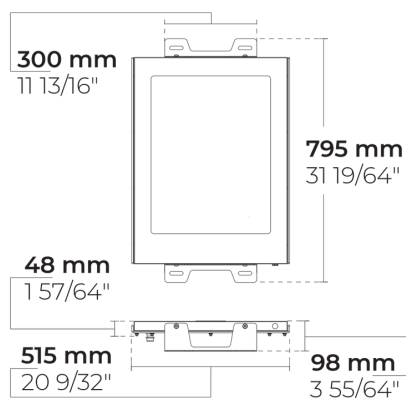



# NOX 128 LED

CE UK CA IK10 IP66



LT1010.767-EN-T-CB-E-350-730-EN-C1-SS



[T-CB-E]

Tunnel, Counter  
beam, Type E

## Variant

Light distribution	[T-CB-E]
Delivered lumens flux	17701 lm
Rated input power	138 W
Colour temperature	3000 K CRI 70
Luminaire efficacy	128 lm/W
Lamp	128 LED
MacAdam Ellipse	3 SDCM
Lifetime L90B50 (hour)	>102,000
Lifetime L80B50 (hour)	>102,000

## Options

## Technical information

Mounting	Standard strap connection.
Housing	Corrosion resistant stainless steel housing (AISI 316 / EN 1.4401 grade) combined with aluminum alloy heatsink
Finishing	Polished stainless steel , anodized aluminum
Fasteners	Stainless steel (AISI 316 / EN 1.4401 grade)
Gasket	EPDM gasket (Shore A 25-30)
Lens / Reflector	PMMA lens with high optical efficiency
Glass / Diffuser	Tempered safety glass
Impact protection	IK10
Ingress protection	IP66
Input voltage	220-240V 50/60Hz
Insulation class	Class I
Weight	13.40 kg
LED module	High power LEDs on metal-core PCB
Driver	External LED driver
Through wiring	Single cable entry
Operating temperature	-40...50°C
Cable	1 m of halogen-free cable

## Accessories (To be ordered separately)

---

Mounting accessories



**Control gear box  
M for NOX family**

007502102

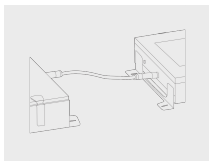
Mounting accessories



**Control gear box L  
for NOX family**

007502104


Mounting accessories



**Preassembled  
cables and 5-pole  
connector set for  
NOX**

007502168

<b>Project name</b>		<b>Type</b>		<b>Quantity</b>	
<b>Date</b>		<b>Note</b>			
<b>LT1010.767-EN-T-CB-E-350-730-__-EN-C1-SS-__-__</b>					

Light distribution	Rated input power	Colour temperature	Control	Product colours
<b>[T-CB-E]</b> Tunnel, Counter beam, Type E	<b>[350]</b> 138 W	<b>[730]</b> 3000 K CRI 70		<b>[SS]</b> Stainless steel 
<b>[T-ASYM-A]</b> Tunnel, Asymmetric, Type A	<b>[700]</b> 272 W	<b>[740]</b> 4000 K CRI 70		
<b>[T-ASYM-B]</b> Tunnel, Asymmetric, Type B	<b>[500]</b> 193 W			
<b>[T-CB-A]</b> Tunnel, Counter beam, Type A				
<b>[T-CB-D]</b> Tunnel, Counter beam, Type D				
<b>[T-SYM-A]</b> Tunnel, Symmetric, Type A				
<b>[T-SYM-B]</b> Tunnel, Symmetric, Type B				
<b>Extras</b>	<b>Accessories (<i>To be ordered separately</i>)</b>			
<b>Light output</b>	<b>Mounting accessories</b>			
<b>[CLO]</b> Constant light output	<b>[007502102]</b> Control gear box M for NOX family			
<b>Consult the factory</b>	<b>[007502104]</b> Control gear box L for NOX family			
<b>[C2]</b> Class II	<b>[007502168]</b> Preassembled cables and 5-pole connector set for NOX			
<b>[UNI]</b> 120-277V 50/60Hz				