
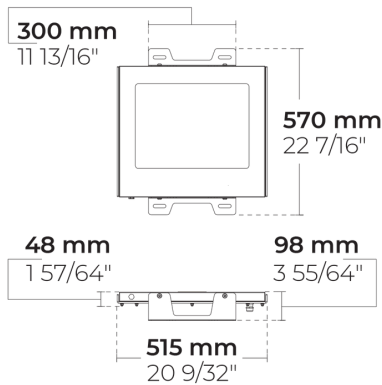



# NOX 96 LED



LT1010.765-EN-T-CB-A-500-740-SS



[T-CB-A]

Tunnel, Counter  
beam, Type A

## Configuration

Light distribution	[T-CB-A]
Delivered lumens flux	21611 lm
Rated input power	145 W
Color temperature	4000 K CRI 70
Luminaire efficacy	149 lm/W
Lamp	96 LED
Color Deviation	4 SDCM
Lifetime L90 (hour)	>102,000
Lifetime L80 (hour)	>102,000

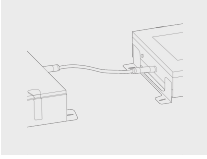
## Options

## Technical information

Mounting	Standard strap connection.
Housing	Corrosion resistant stainless steel housing (AISI 316 / EN 1.4401 grade) combined with aluminum alloy heatsink
Finishing	Polished stainless steel , anodized aluminum
Fasteners	Stainless steel (AISI 316 / EN 1.4401 grade)
Gasket	EPDM gasket (Shore A 25-30)
Lens / Reflector	PMMA lens with high optical efficiency
Glass / Diffuser	Tempered safety glass
Impact protection	IK10
Ingress protection	IP66
Input voltage	220-240V 50/60Hz
Insulation class	Class I
Weight	10.50 kg
LED module	High power LEDs on metal-core PCB
Driver	External LED driver
Through wiring	Single power cord entry
Operating temperature	-40...50°C
Power cord	40" of halogen-free power cord

# Accessories (To be ordered separately)

Mounting accessories	Mounting accessories	Mounting accessories
		
<b>Control gear box S for NOX family</b>	<b>Control gear box M for NOX family</b>	<b>Control gear box L for NOX family</b>
007502100	007502102	007502104

Mounting accessories

<b>Preassembled cables and 5-pole connector set for NOX</b>
007502168

Project name					Type		Quantity	
Date			Note					
LT1010.765-EN-T-CB-A-500-740-__-SS-__-__								

Light distribution	Rated input power	Color temperature	Control	Product colors
<b>[T-CB-A]</b> Tunnel, Counter beam, Type A	<b>[500]</b> 145 W	<b>[740]</b> 4000 K CRI 70		<b>[SS]</b> Stainless steel
<b>[T-ASYM-A]</b> Tunnel, Asymmetric, Type A	<b>[700]</b> 204 W	<b>[730]</b> 3000 K CRI 70		
<b>[T-ASYM-B]</b> Tunnel, Asymmetric, Type B	<b>[350]</b> 103 W			
<b>[T-CB-D]</b> Tunnel, Counter beam, Type D				
<b>[T-CB-E]</b> Tunnel, Counter beam, Type E				
<b>[T-SYM-A]</b> Tunnel, Symmetric, Type A				
<b>[T-SYM-B]</b> Tunnel, Symmetric, Type B				
<b>Extras</b>	<b>Accessories (<i>To be ordered separately</i>)</b>			
<b>Light output</b>	<b>Mounting accessories</b>			
<b>[CLO]</b> Constant light output	<b>[007502100]</b> Control gear box S for NOX family			
<b>Consult the factory</b>	<b>[007502102]</b> Control gear box M for NOX family			
<b>[C2]</b> Class II	<b>[007502104]</b> Control gear box L for NOX family			
<b>[UNI]</b> 120-277V 50/60Hz	<b>[007502168]</b> Preassembled cables and 5-pole connector set for NOX			