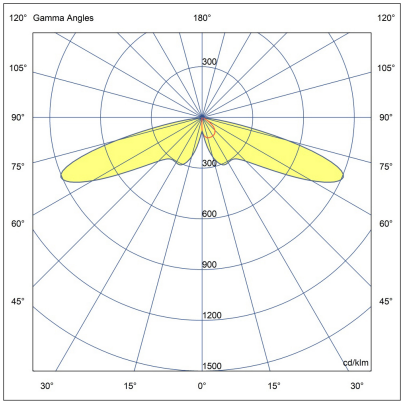
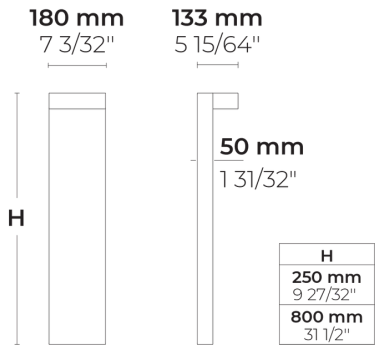


DRAGO Side



LB6048.585-EN-SLSB-350-830



[SLSB]

Special linear, Side
throw

Configuration

| | |
|-----------------------|----------------|
| Light distribution | [SLSB] 145x45° |
| Delivered lumens flux | 462 lm |
| Rated input power | 5 W |
| Color temperature | 3000 K CRI 80 |
| Luminaire efficacy | 92 lm/W |
| Lamp | 2 LED |
| Color Deviation | 3 SDCM |
| BUG rating | B0-U0-G0 |
| Lifetime L90 (hour) | >42,000 |
| Lifetime L80 (hour) | >42,000 |

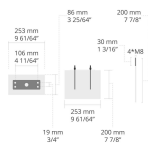
Options

Technical information

| | |
|-------------------------|---|
| Mounting | Surface mountable |
| Housing | Corrosion resistant, extruded, marine grade aluminum housing |
| Finishing | Chromate conversion pretreatment followed by electrostatic powder coating |
| Fasteners | Stainless steel (AISI 304 / EN 1.4301 grade) |
| Gasket | Liquid silicone |
| Lens / Reflector | High reflectance aluminium coating, multifaceted micro reflector |
| Glass / Diffusor | Tempered safety glass |
| Impact protection | IK08 |
| Ingress protection | IP65 |
| Input voltage | 220-240V 50/60Hz |
| Insulation class | Class I |
| Weight | 3.53 kg (0.25 m), 4.5 kg (0.8 m) |
| LED module | High power LEDs on metal-core PCB |
| Driver | Internal LED driver |
| Driver surge protection | 1/1 kV |
| Power factor | > 0.90 |
| Through wiring | Single power cord entry |
| Operating temperature | -40...50°C |
| Power cord | 20" of outdoor use rated flexible power cord |
| Packing box dimensions | 15*20*30 cm (0.25 m), 15*20*85 cm (0.8 m) |

Accessories (To be ordered separately)

Anchor bolts



628I000
628I000

| | | | | | | | |
|--------------|--|------|--|------|--|----------|--|
| Project name | | | | Type | | Quantity | |
| Date | | Note | | | | | |

LB6048.585-EN-SLSB-350-830-

| Light distribution | Rated input power | Color temperature | Control | Product colors |
|---|---------------------------------------|--|--------------------------|--|
| [SLSB] Special linear, Side throw - 145x45° | [350] 5 W | [830] 3000 K CRI 80 | [ONOFF] On/Off | [HM1] Black |
| | [700] 10 W | [822] 2200 K CRI 80 [827] 2700 K CRI 80 [740] 4000 K CRI 70 [840] 4000 K CRI 80 | [DALI] DALI | [HM2] Dark gray [HM3] Anthracite gray [HM4] Light gray [HM5] White [HM6] Bronze [CC] Custom color (Please specify RAL code) |
| Height | Extras | Accessories (<i>To be ordered separately</i>) | | |
| [H0.25] 0.8' [H0.80] 2.6' [HC] | Consult the factory | Anchor bolts | | |
| | [EK] Emergency kit | [628I000] 628I000 | | |
| | [MS] Motion sensor | | | |
| | [UNI] 120-277V 50/60Hz | | | |
| | Luminaire body options | | | |
| | [DPC] Double powder coating | | | |