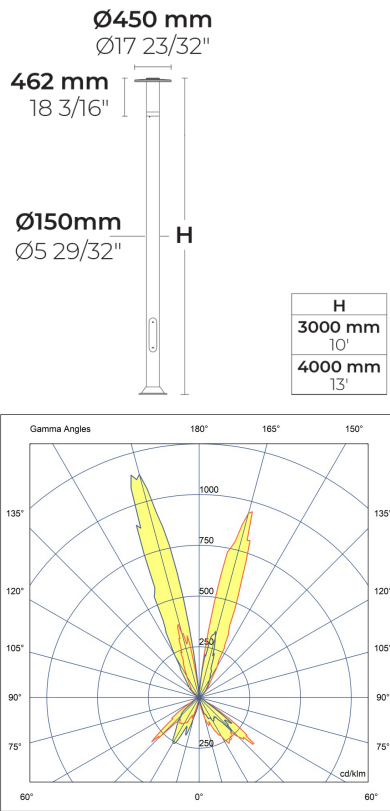


LB6058.694-EN-SYM-1050-840



PHASED-  
OUT



[SYM]  
Symmetric

### Configuration

Light distribution	[SYM] 98°
Delivered lumens flux	2700 lm
Rated input power	40 W
Color temperature	4000 K CRI 80
Luminaire efficacy	67 lm/W
Lamp	3 LED
Color Deviation	5 SDCM
Lifetime L90 (hour)	>72,600
Lifetime L80 (hour)	>72,600

### Options

### Technical information


Housing	Corrosion resistant, die-cast, marine grade aluminum housing
Finishing	Chromate conversion pretreatment followed by electrostatic powder coating
Fasteners	Stainless steel (AISI 304 / EN 1.4301 grade)
Gasket	Silicone
Lens / Reflector	High reflectance aluminium coating
Glass / Diffuser	Tempered safety glass
Impact protection	IK07
Ingress protection	IP65
Input voltage	220-240V 50/60Hz
Insulation class	Class I
Weight	19.87 kg (3 m), 23.61 kg (4 m)
LED module	Multi-chip high power LEDs on metal-core PCB
Driver	Internal LED driver
Driver surge protection	6/6 kV
Power factor	> 0.95
Through wiring	Single power cord entry
Operating temperature	-40...50°C
Pole detail	Poles are supplied with flange plate. Flange cover and anchorage can be ordered separately. Embedded base is optional

### Notes

Please contact the sales department regarding this product's availability.

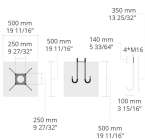
# Accessories (To be ordered separately)

## Optical accessories



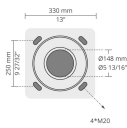
Hat for VLORA  
100817064

## Anchor bolts



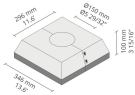
90CJ004  
90CJ004

## Base plates



F0603B  
F0603B

## Bolt covers



C1F2C  
C1F2C

Project name				Type		Quantity	
Date		Note					

**LB6058.694-EN-SYM-1050-840-**

Light distribution	Rated input power	Color temperature	Control	Product colors
<b>[SYM]</b> Symmetric - 98°	<b>[1050]</b> 40 W	<b>[840]</b> 4000 K CRI 80	<b>[ONOFF]</b> On/Off	<b>[HM1]</b> Black
	<b>[700]</b> 26 W	<b>[827]</b> 2700 K CRI 80  <b>[830]</b> 3000 K CRI 80  <b>[740]</b> 4000 K CRI 70	<b>[DALI]</b> DALI	<b>[HM2]</b> Dark gray
				<b>[HM3]</b> Anthracite gray
				<b>[HM4]</b> Light gray
				<b>[HM5]</b> White
				<b>[HM6]</b> Bronze
				<b>[CC]</b> Custom color (Please specify RAL code)
Height	Extras	Accessories ( <i>To be ordered separately</i> )		
<b>[H3]</b> 10'	<b>Consult the factory</b>	<b>Optical accessories</b>		
<b>[H4]</b> 13.1'	<b>[UNI]</b> 120-277V 50/60Hz	<b>[100817064]</b> Hat for VLORA		
<b>[HC]</b>	<b>Luminaire body options</b>	<b>Anchor bolts</b>		
	<b>[DPC]</b> Double powder coating	<b>[90CJ004]</b> 90CJ004		
		<b>Base plates</b>		
		<b>[F0603B]</b> F0603B		
		<b>Bolt covers</b>		
		<b>[C1F2C]</b> C1F2C		