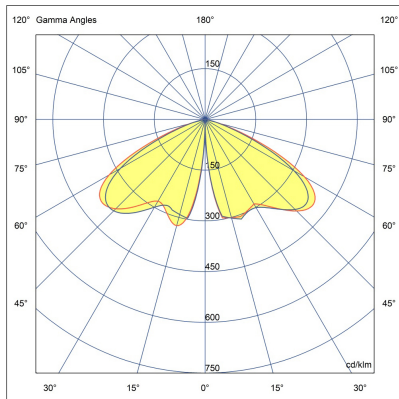
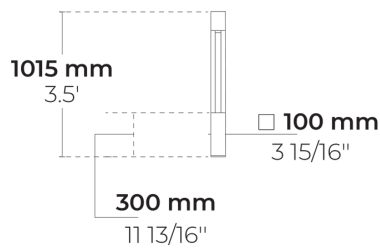


LB6054.693-EN-SYM-4L-700-840-EN-C1

**[SYM-4L]**Symmetric, Special
effect: 4 lines

Variant

Light distribution	[SYM-4L] 120°
Delivered lumens flux	391 lm
Rated input power	10 W
Colour temperature	4000 K CRI 80
Luminaire efficacy	43 lm/W
Lamp	1 LED
MacAdam Ellipse	3 SDCM
BUG rating	B0-U1-G0
ULOR	0.65
Lifetime L90B50 (hour)	>72,600
Lifetime L80B50 (hour)	>72,600

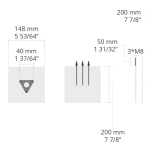
Options

Technical information

Mounting	Surface mountable
Housing	Corrosion resistant, extruded, marine grade aluminum housing
Finishing	Chromate conversion pretreatment followed by electrostatic powder coating
Fasteners	Stainless steel (AISI 304 / EN 1.4301 grade)
Gasket	Liquid silicone
Lens / Reflector	PMMA lens with high optical efficiency
Glass / Diffusor	Tempered safety glass
Impact protection	IK05
Ingress protection	IP65
Input voltage	220-240V 50/60Hz
Insulation class	Class I
Weight	3.5 kg
LED module	Multi-chip high power LEDs on metal-core PCB
Driver	Internal LED driver
Driver surge protection	1/1 kV
Power factor	> 0.91
Through wiring	Single cable entry
Operating temperature	-25...50°C
Cable	0.5 m of flexible cable

Accessories (To be ordered separately)

Anchorage



628I001

628I001

Project name		Type		Quantity	
Date		Note			
LB6054.693-EN-SYM-4L-700-840-__-EN-C1-__-__-__-__					

Light distribution	Rated input power	Colour temperature	Control	Product colours
[SYM-4L] Symmetric, Special effect: 4 lines - 120°	[700] 10 W	[840] 4000 K CRI 80	[ONOFF] On/Off	[HM1] Black
	[350] 6.5 W	[827] 2700 K CRI 80 [830] 3000 K CRI 80 [740] 4000 K CRI 70	[DALI] DALI	[HM2] Dark grey [HM3] Anthracite grey [HM4] Light grey [HM5] White [HM6] Bronze [CC] Custom colour (Please specify RAL code)
Height	Extras	Accessories (<i>To be ordered separately</i>)		
[H1] 1m [HC]	Consult the factory	Anchorage		
	[UNI] 120-277V 50/60Hz	[628I001] 628I001		
	Luminaire body options			
	[DPC] Double powder coating			