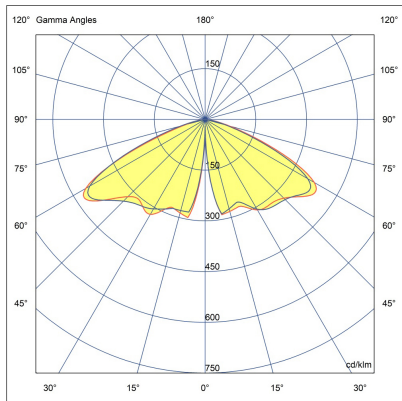
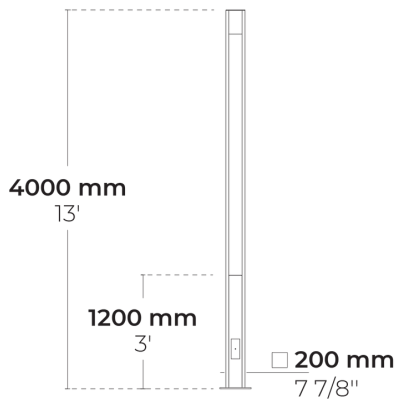


LB6056.510-US-SYM-4L-1050-827



[SYM-4L]

Symmetric, Special
effect: 4 lines

Configuration

| | |
|-----------------------|---------------|
| Light distribution | [SYM-4L] 120° |
| Delivered lumens flux | 2874 lm |
| Rated input power | 56 W |
| Color temperature | 2700 K CRI 80 |
| Luminaire efficacy | 47 lm/W |
| Lamp | 4 LED |
| Color Deviation | 3 SDCM |
| BUG rating | B1-U0-G1 |
| Lifetime L90 (hour) | >72,600 |
| Lifetime L80 (hour) | >72,600 |

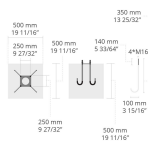
Options

Technical information

| | |
|-------------------------|---|
| Housing | Corrosion resistant, extruded, marine grade aluminum housing |
| Finishing | Chromate conversion pretreatment followed by electrostatic powder coating |
| Fasteners | Stainless steel (AISI 304 / EN 1.4301 grade) |
| Gasket | Liquid silicone |
| Lens / Reflector | PMMA lens with high optical efficiency |
| Glass / Diffuser | Tempered safety glass |
| Impact protection | IK05 |
| Ingress protection | IP65 |
| Input voltage | 120-277V 50/60Hz |
| Insulation class | Class I |
| Weight | 73.8 lbs |
| LED module | Multi-chip high power LEDs on metal-core PCB |
| Driver | Internal LED driver |
| Driver surge protection | 6/6 kV |
| Power factor | > 0.95 |
| Through wiring | Single power cord entry |
| Operating temperature | -40...50°C |
| Power cord | 20" of outdoor use rated flexible power cord |

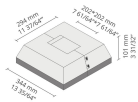
Accessories (To be ordered separately)

Anchor bolts










90CJ004
90CJ004

Bolt covers



C3F2C.T001
C3F2C.T001

| | | | | | | | | |
|--|--|--|------|--|------|--|----------|--|
| Project name | | | | | Type | | Quantity | |
| Date | | | Note | | | | | |
| LB6056.510-US-SYM-4L-1050-827-__-__-__ | | | | | | | | |

| Light distribution | Rated input power | Color temperature | Control | Product colors |
|---|---|--|-------------------|--|
| [SYM-4L] Symmetric, Special effect: 4 lines - 120° | [1050] 56 W | [827] 2700 K CRI 80 | [ONOFF] On/Off | [HM1] Black  |
| | [700] 36 W | [830] 3000 K CRI 80 [740] 4000 K CRI 70 [840] 4000 K CRI 80 | [0-10V] 0-10V | [HM2] Dark gray  [HM3] Anthracite gray  [HM4] Light gray  [HM5] White  [HM6] Bronze  [CC]  Custom color (Please specify RAL code) |
| Extras | Accessories (<i>To be ordered separately</i>) | | | |
| Luminaire body options | Anchor bolts | | | |
| | [90CJ004] 90CJ004 | | | |
| [DPC] Double powder coating | Bolt covers | | | |
| | [C3F2C.T001] C3F2C.T001 | | | |