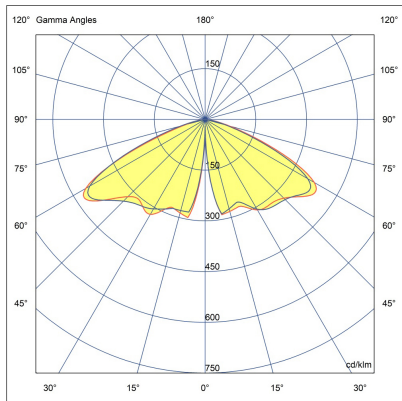
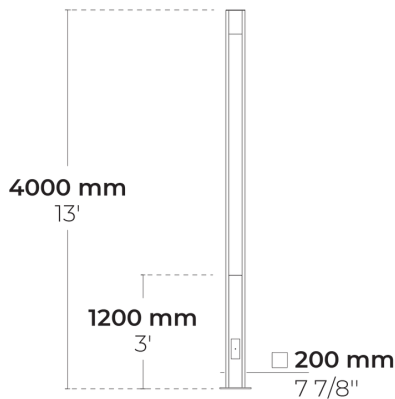


LB6056.510-US-SYM-4L-700-840



[SYM-4L]

Symmetric, Special
effect: 4 lines

Configuration

Light distribution	[SYM-4L] 120°
Delivered lumens flux	2531 lm
Rated input power	36 W
Color temperature	4000 K CRI 80
Luminaire efficacy	70 lm/W
Lamp	4 LED
Color Deviation	3 SDCM
BUG rating	B1-U0-G1
Lifetime L90 (hour)	>72,600
Lifetime L80 (hour)	>72,600

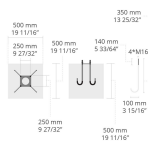
Options

Technical information

Housing	Corrosion resistant, extruded, marine grade aluminum housing
Finishing	Chromate conversion pretreatment followed by electrostatic powder coating
Fasteners	Stainless steel (AISI 304 / EN 1.4301 grade)
Gasket	Liquid silicone
Lens / Reflector	PMMA lens with high optical efficiency
Glass / Diffuser	Tempered safety glass
Impact protection	IK05
Ingress protection	IP65
Input voltage	120-277V 50/60Hz
Insulation class	Class I
Weight	73.8 lbs
LED module	Multi-chip high power LEDs on metal-core PCB
Driver	Internal LED driver
Driver surge protection	6/6 kV
Power factor	> 0.95
Through wiring	Single power cord entry
Operating temperature	-40...50°C
Power cord	20" of outdoor use rated flexible power cord

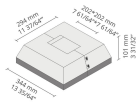
Accessories (To be ordered separately)

Anchor bolts



90CJ004
90CJ004

Bolt covers



C3F2C.T001
C3F2C.T001

Project name				Type		Quantity	
Date		Note					

LB6056.510-US-SYM-4L-700-840-__-__-__

Light distribution	Rated input power	Color temperature	Control	Product colors
[SYM-4L] Symmetric, Special effect: 4 lines - 120°	[700] 36 W	[840] 4000 K CRI 80	[ONOFF] On/Off	[HM1] Black
	[1050] 56 W	[827] 2700 K CRI 80 [830] 3000 K CRI 80 [740] 4000 K CRI 70	[0-10V] 0-10V	[HM2] Dark gray [HM3] Anthracite gray [HM4] Light gray [HM5] White [HM6] Bronze [CC] Custom color (Please specify RAL code)
Extras	Accessories (<i>To be ordered separately</i>)			
Luminaire body options	Anchor bolts			
	[90CJ004] 90CJ004			
[DPC] Double powder coating	Bolt covers			
	[C3F2C.T001] C3F2C.T001			