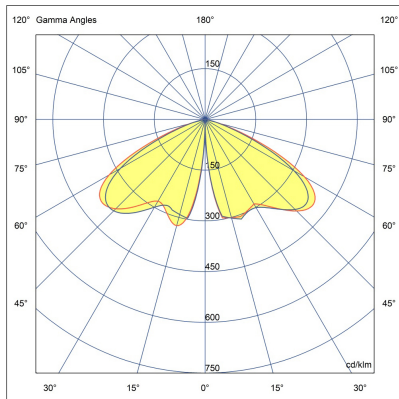
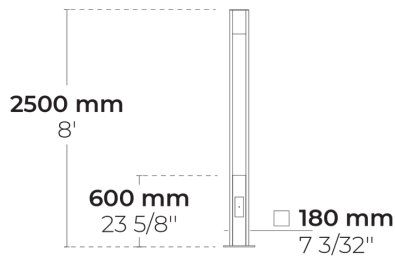


LB6055.510-EN-SYM-4L-700-840-EN-C1

**[SYM-4L]**Symmetric, Special  
effect: 4 lines

### Variant

<b>Light distribution</b>	[SYM-4L] 120°
<b>Delivered lumens flux</b>	2260 lm
<b>Rated input power</b>	36 W
<b>Colour temperature</b>	4000 K CRI 80
<b>Luminaire efficacy</b>	62 lm/W
<b>Lamp</b>	4 LED
<b>MacAdam Ellipse</b>	3 SDCM
<b>BUG rating</b>	B1-U0-G0
<b>Lifetime L90B50 (hour)</b>	>72,600
<b>Lifetime L80B50 (hour)</b>	>72,600

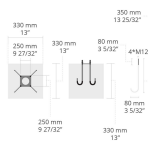
### Options

### Technical information

<b>Housing</b>	Corrosion resistant, extruded, marine grade aluminum housing
<b>Finishing</b>	Chromate conversion pretreatment followed by electrostatic powder coating
<b>Fasteners</b>	Stainless steel (AISI 304 / EN 1.4301 grade)
<b>Gasket</b>	Liquid silicone
<b>Lens / Reflector</b>	PMMA lens with high optical efficiency
<b>Glass / Diffuser</b>	Tempered safety glass
<b>Impact protection</b>	IK05
<b>Ingress protection</b>	IP65
<b>Input voltage</b>	220-240V 50/60Hz
<b>Insulation class</b>	Class I
<b>Weight</b>	23 kg
<b>LED module</b>	Multi-chip high power LEDs on metal-core PCB
<b>Driver</b>	Internal LED driver
<b>Driver surge protection</b>	6/6 kV
<b>Power factor</b>	> 0.95
<b>Through wiring</b>	Single cable entry
<b>Operating temperature</b>	-40...50°C
<b>Cable</b>	0.5 m of flexible cable

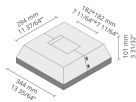
# Accessories (To be ordered separately)

## Anchorage










90CJ001  
90CJ001

## Flange covers



C3F2C.T002  
C3F2C.T002

Project name		Type		Quantity	
Date		Note			
LB6055.510-EN-SYM-4L-700-840-__-EN-C1-__-__-__					

Light distribution	Rated input power	Colour temperature	Control	Product colours
[SYM-4L] Symmetric, Special effect: 4 lines - 120°	[700] 36 W	[840] 4000 K CRI 80	[ONOFF] On/Off	[HM1] Black 
	[350] 19 W	[827] 2700 K CRI 80	[DALI] DALI	[HM2] Dark grey 
		[830] 3000 K CRI 80	[AUTO] AutoDIM	[HM3] Anthracite grey 
		[740] 4000 K CRI 70	[STEP] StepDIM	[HM4] Light grey 
				[HM5] White 
				[HM6] Bronze 
				[CC]  Custom colour (Please specify RAL code)
Extras	Accessories ( <i>To be ordered separately</i> )			
Consult the factory	Anchorages			
[UNI] 120-277V 50/60Hz	[90CJ001] 90CJ001			
Luminaire body options	Flange covers			
[DPC] Double powder coating	[C3F2C.T002] C3F2C.T002			