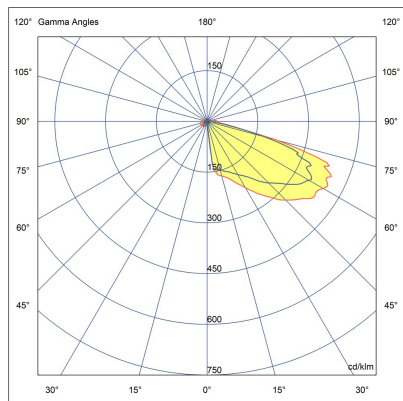
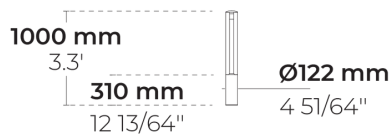


POLSO S



LB6051.693-US-SYM-3L-700-840



[SYM-3L]

Symmetric, Special
effect: 3 lines

Configuration

Light distribution	[SYM-3L] 38x117°
Delivered lumens flux	452 lm
Rated input power	10 W
Color temperature	4000 K CRI 80
Luminaire efficacy	50 lm/W
Lamp	1 LED
Color Deviation	4 SDCM
Lifetime L90 (hour)	>72,600
Lifetime L80 (hour)	>72,600

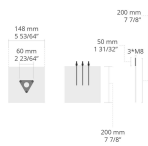
Options

Technical information

Mounting	Surface mountable
Housing	Corrosion resistant, marine grade aluminum housing
Finishing	Chromate conversion pretreatment followed by electrostatic powder coating
Fasteners	Stainless steel (AISI 304 / EN 1.4301 grade)
Gasket	Liquid silicone
Glass / Diffusor	Tempered safety glass
Impact protection	IK05
Ingress protection	IP65
Input voltage	120-277V 50/60Hz
Insulation class	Class I
Weight	8 lbs
Driver	Internal LED driver
Driver surge protection	4/2 kV
Power factor	> 0.90
Through wiring	Single power cord entry
Operating temperature	-40...50°C
Power cord	20" of outdoor use rated flexible power cord








Accessories (To be ordered separately)

Anchor bolts



628I002
628I002

Project name					Type		Quantity	
Date		Note						
LB6051.693-US-SYM-3L-700-840-__-__-__-__								

Light distribution	Rated input power	Color temperature	Control	Product colors
[SYM-3L] Symmetric, Special effect: 3 lines - 38x117°	[700] 10 W	[840] 4000 K CRI 80	[ONOFF] On/Off	[HM1] Black 
	[350] 6.5 W	[827] 2700 K CRI 80 [830] 3000 K CRI 80 [740] 4000 K CRI 70	[0-10V] 0-10V	[HM2] Dark gray  [HM3] Anthracite gray  [HM4] Light gray  [HM5] White  [HM6] Bronze  [CC]  Custom color (Please specify RAL code)
Height	Extras	Accessories (<i>To be ordered separately</i>)		
[H1] 3.3' [HC]	Luminaire body options	Anchor bolts		
	[DPC] Double powder coating	[628I002] 628I002		