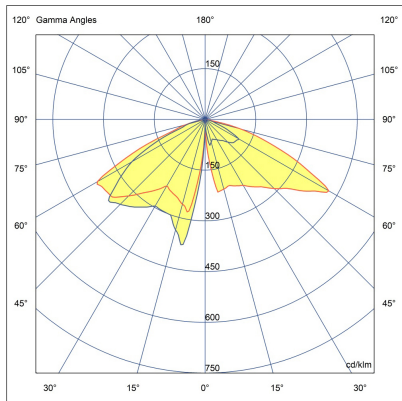
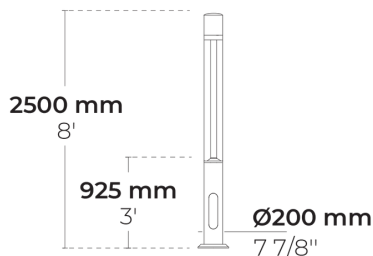


LB6052.509-EN-SYM-3L-700-840



[SYM-3L]

Symmetric, Special  
effect: 3 lines

## Configuration

Light distribution	[SYM-3L] 38x117°
Delivered lumens flux	1718 lm
Rated input power	29 W
Color temperature	4000 K CRI 80
Luminaire efficacy	61 lm/W
Lamp	3 LED
Color Deviation	4 SDCM
BUG rating	B0-U1-G0
Lifetime L90 (hour)	>72,600
Lifetime L80 (hour)	>72,600

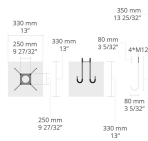
## Options

## Technical information

Housing	Corrosion resistant, marine grade aluminum housing
Finishing	Chromate conversion pretreatment followed by electrostatic powder coating
Fasteners	Stainless steel (AISI 304 / EN 1.4301 grade)
Gasket	Liquid silicone
Lens / Reflector	PMMA lens with high optical efficiency
Glass / Diffuser	Tempered safety glass
Impact protection	IK05
Ingress protection	IP65
Input voltage	220-240V 50/60Hz
Insulation class	Class I
Weight	30.8 kg
LED module	Multi-chip high power LEDs on metal-core PCB
Driver	Internal LED driver
Driver surge protection	6/6 kV
Power factor	> 0.95
Through wiring	Single power cord entry
Operating temperature	-40...50°C

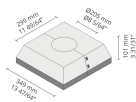
Accessories (To be ordered separately)

Anchor bolts



90CJ001  
90CJ001








Bolt covers



C1J2K  
C1J2K

Project name				Type		Quantity	
Date		Note					

**LB6052.509-EN-SYM-3L-700-840-\_\_-\_\_-\_\_-\_\_**

Light distribution	Rated input power	Color temperature	Control	Product colors
<b>[SYM-3L]</b> Symmetric, Special effect: 3 lines - 38x117°	<b>[700]</b> 29 W	<b>[840]</b> 4000 K CRI 80	<b>[ONOFF]</b> On/Off	<b>[HM1]</b> Black 
	<b>[350]</b> 15 W	<b>[827]</b> 2700 K CRI 80	<b>[DALI]</b> DALI	<b>[HM2]</b> Dark gray 
		<b>[830]</b> 3000 K CRI 80	<b>[AUTO]</b> AutoDIM	<b>[HM3]</b> Anthracite gray 
		<b>[740]</b> 4000 K CRI 70	<b>[STEP]</b> StepDIM	<b>[HM4]</b> Light gray 
				<b>[HM5]</b> White 
				<b>[HM6]</b> Bronze 
				<b>[CC]</b>  Custom color (Please specify RAL code)
<b>Extras</b>	<b>Accessories (<i>To be ordered separately</i>)</b>			
<b>Consult the factory</b>	<b>Anchor bolts</b>			
<b>[UNI]</b> 120-277V 50/60Hz	<b>[90CJ001]</b> 90CJ001			
<b>Luminaire body options</b>	<b>Bolt covers</b>			
	<b>[C1J2K]</b> C1J2K			
<b>[DPC]</b> Double powder coating				